



PCC
Office of the Police
and Crime Commissioner
Devon and Cornwall

Police and Crime Commissioner for Devon & Cornwall



Statement of Accounts
for the year ended 31 March 2022
Audited

Police and Crime Commissioner for Devon, Cornwall and the Isles of Scilly

Officers of the Police and Crime Commissioner Group

The statutory officers of the Office of the Police and Crime Commissioner and contact details are as follows:



Police and Crime Commissioner
Alison Hernandez



Chief Executive to the Police and Crime Commissioner
Frances Hughes



Chief Financial Officer to the Police and Crime Commissioner
Nicola Allen

Address: Andy Hocking House
Alderson Drive
Middlemoor
Exeter
EX2 7RP

The statutory officers of the Office of the Chief Constable and contact details are as follows:



Chief Constable
Will Kerr
From 29/12/2022



Chief Constable
Shaun Sawyer
From 01/04/2010 to 21/08/2022



Temporary Chief Constable
Jim Colwell
From 22/08/2022 to 28/12/2022



Chief Financial Officer to the Chief Constable
Sandy Goscomb

Address: Police Headquarters
Middlemoor
Exeter
EX2 7HQ

Statement of Accounts 2021/22

Contents

	Page
Accompanying Reports	
Chief Financial Officer's Narrative Report	<u>5</u>
Independent Auditor's Report	<u>21</u>
Statement of Responsibilities	<u>26</u>
Financial Statements	
Group Movement in Reserves Statement	<u>28</u>
PCC Movement in Reserves Statement	<u>29</u>
Group Comprehensive Income and Expenditure Statement	<u>30</u>
PCC Comprehensive Income and Expenditure Statement	<u>31</u>
Group and PCC Balance Sheet	<u>32</u>
Group Cash Flow Statement	<u>33</u>
Notes to the Financial Statements	
Note 1 Accounting Policies	<u>35</u>
Note 2 Accounting Standards Issued, Not Adopted	<u>47</u>
Note 3 Critical Judgements in Applying Accounting Policies	<u>47</u>
Note 4 The Police and Crime Commissioner as an Accounting Entity	<u>48</u>
Note 5 Events After the Reporting Period	<u>49</u>
Note 6 Assumptions Made about the Future and Other Major Sources of Estimation and Uncertainty	<u>49</u>
Note 7 Expenditure and Funding Analysis	<u>51</u>
Note 8 Expenditure and Income Analysed by Nature	<u>54</u>
Note 9 Adjustments between Accounting Basis and Funding Basis under Regulations	<u>54</u>
Note 10 Movements in Earmarked Reserves	<u>59</u>
Note 11 Property, Plant and Equipment	<u>60</u>
Note 12 Intangible Assets	<u>65</u>
Note 13 Capital Reserves	<u>66</u>
Note 14 Debtors	<u>66</u>
Note 15 Cash and Cash Equivalentents	<u>66</u>

Statement of Accounts 2021/22

Contents

Notes to the Financial Statements continued	Page
Note 16 Assets Held for Sale	<u>67</u>
Note 17 Creditors	<u>67</u>
Note 18 Financial Instruments	<u>68</u>
Note 19 Provisions	<u>72</u>
Note 20 Unusable Reserves	<u>73</u>
Note 21 Cash Flow Statement - Operating Activities	<u>77</u>
Note 22 Cash Flow Statement - Investing Activities	<u>77</u>
Note 23 Cash Flow Statement - Financing Activities	<u>78</u>
Note 24 External Audit Costs	<u>78</u>
Note 25 Officers' Remuneration	<u>79</u>
Note 26 Grant Income	<u>84</u>
Note 27 Related Party Transactions, Commissioning, Partnerships and Collaborations	<u>84</u>
Note 28 Contingent Liabilities	<u>89</u>
Note 29 Capital Expenditure and Financing	<u>90</u>
Note 30 Office of the Police and Crime Commissioner Costs	<u>91</u>
Note 31 Operating Leases	<u>91</u>
Note 32 Defined Benefit Pension Schemes	<u>92</u>
Note 33 Long Term Borrowing	<u>101</u>
Note 34 Investment Property	<u>101</u>
Police Officers' Pension Fund Statement (PFS)	<u>103</u>
Glossary	<u>105</u>



PCC
Office of the Police
and Crime Commissioner
Devon and Cornwall

Accompanying Reports

Police and Crime Commissioner for Devon, Cornwall and the Isles of Scilly

Narrative Report by Nicola Allen, Chief Financial Officer

1.0 INTRODUCTION

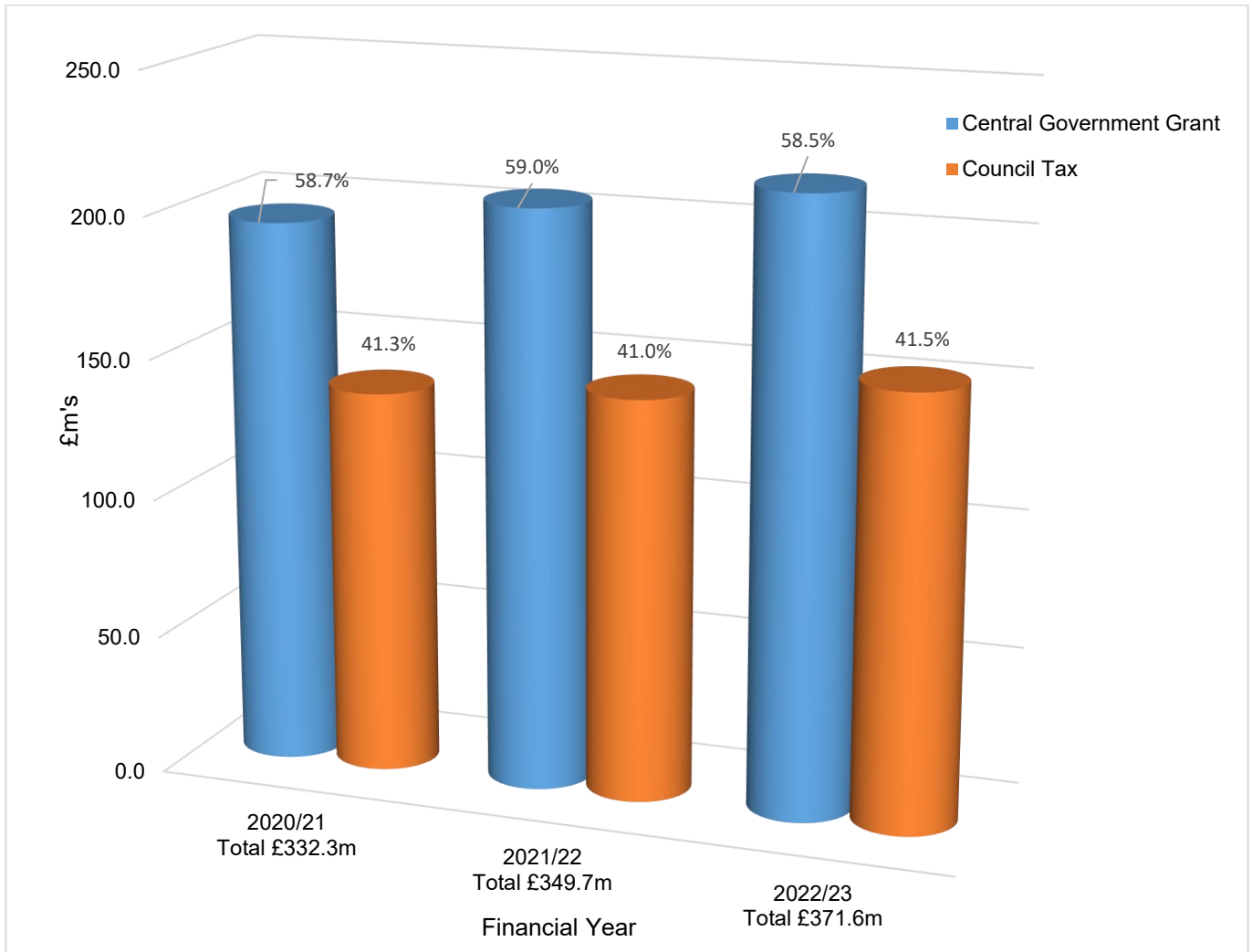
- 1.1 Welcome to the Police and Crime Commissioner's (Commissioner's) Statement of Accounts for 2021/22. The statement of accounts reports the income and expenditure on service provision for the year and the value of the Police and Crime Commissioner's assets and liabilities at the end of the financial year. This is done in accordance with proper accounting practices as defined in the Code of Practice on Local Authority Accounting in the United Kingdom (the Code).
- 1.2 The primary function of the Police and Crime Commissioner is to secure the maintenance of an efficient and effective police service in Devon, Cornwall and the Isles of Scilly, and to hold the Chief Constable to account for the exercise of operational policing duties under the Police Act 1996. The Police and Crime Commissioner and the Chief Constable form an accounting group for reporting purposes. This set of accounts includes the Statements for the Police and Crime Commissioner Group and for the Police and Crime Commissioner as a single entity. The Chief Constable's single entity accounts are published in a separate [document](#). Further information on the structure of the group is provided within the accounts.
- 1.3 The aim of this narrative report is to provide an easily understandable explanation of the Police and Crime Commissioner Group's financial performance in 2021/22 and its position at the end of the financial year.

2.0 RESOURCES AVAILABLE IN 2021/22

- 2.1 The 2021/22 budget was set in the context of an increase of Police Grant funding of 4.9%, which included Devon and Cornwall's share of the £415m allocated nationally for additional officers.
- 2.2 As part of the 2021/22 overall central government funding settlement, the council tax flexibility provided to Police and Crime Commissioners was set at a maximum of £15 per Band D equivalent property before a referendum was required. The Commissioner, in consultation with the Police and Crime Panel, increased the council tax element for policing by £14.92 (6.73%) allowing services to the public to not only be maintained but enhanced. Council tax was set at £236.56 for a band D property.
- 2.3 The graph below shows the revenue budget funding sources in 2021/22 as well as the funding in the previous and following year for comparative purposes. It shows similar levels of central grant as a proportion of revenue funding (2020/21 58.7%, 2021/22 59.0% and 2022/23 58.5%).

Narrative Report by Nicola Allen, Chief Financial Officer Continued

Revenue Budget funding 2020/21 – 2022/23



3.0 THE FINANCIAL STRATEGY FOR 2021/22

3.1 The Police and Crime Commissioner takes a multi-year approach to financial planning, considering the budget year and the subsequent three years.

3.2 The Police and Crime Plan was agreed during 2021/22 and continues to be informed by the Peninsula Strategic Assessment. Due to the delay in the Police and Crime Commissioner elections, the previous plan was in place for part of the year but was superseded by the new plan agreed during the year. The Commissioner’s vision is for the **Safe, Resilient and Connected** communities. This vision is underpinned by priorities for Devon, Cornwall and the Isles of Scilly which are shown below.

- **Violence** – We continue to have inherent violence across our communities. Supporting families and young people affected by violence reduces the chances of those people becoming victims or perpetrators of violence later in life. Our new Serious Violence Prevention Programme will help to drive the earliest possible interventions through partnership working and the scaling of evidence-based practice.
- **Antisocial Behaviour** – Persistent antisocial behaviour (ASB) is a very visible sign of disorder in communities. It can lead to community tensions and have a significant impact on people’s health, wellbeing and daily quality of life.
- **Drugs** – Drugs can have a devastating social impact on community life and on those who are dependent upon them. They have an adverse impact on individuals, families and businesses and contribute to violence, crime, financial problems and homelessness.

Narrative Report by Nicola Allen, Chief Financial Officer Continued

- **Road Safety** – There are too many crashes on our roads. While the region is one of the safest when it comes to road safety, one death or serious injury is one too many.
- **Providing high quality and timely support to victims of crime** - To help them recover and to get justice by improving the criminal justice system.

3.3 The Medium Term Financial Strategy (MTFS), Capital Strategy, Reserves Strategy and Treasury Management Strategy are updated annually during the budget setting process.

3.4 The overall impact in 2021/22 of increases to the Home Office core grant and special grant, and Council Tax increases relating to the precept, taxbase and surplus was an increase of funding of £17.455m, resulting in a budget of £349.732m (2020/21 budget £332.277m).

3.5 The table below outlines how these additional funds were allocated.

Use of additional funding - 2021/22	£m	
Additional Funding (Police Grant and Council Tax)		17.5
Increases:		
National Police Officer Uplift	4.2	
Local Police Officer Uplift	0.6	4.8
Unavoidable Changes:		
Pay Inflation	4.3	
Non-Pay Costs	2.2	
Commitments	2.9	
Transfer of National Commitments	0.8	
Capital Funding	(0.2)	10.0
Investment		3.5
Change in use of reserves		1.1
Savings		(1.9)
		17.5

3.6 The Government also provided two streams of support for the impact of COVID on Council Tax collection.

- A fund of £670m was made available to compensate for the predicted significant increase in council taxpayers requiring support via the council tax reduction scheme, which effectively reduced the overall council tax base for preceptors. This equated to £2.490m for Devon and Cornwall and was spread equally over three years, to ensure that the impact on the reduced council tax base was smoothed to give time for the council tax base to recover.
- A package to support delayed or non-payment was also announced. Deficits relating to the impact of COVID would be repaid over three years and 75% of the irrecoverable deficit would be funded by a grant. At the time of budget setting, it was estimated Devon and Cornwall Police would receive £0.3m to be spread over three years, the actual grant value was £1.199m.

3.7 The 2021/22 budget included funding for:

- Increase officer numbers by 181 to 3,422 by 31 March 2022. Of these, 141 were funded by the national Police Officer Uplift Programme and a further 40 officers funded by the local council tax.
- Improve customer service in contact centres, increasing the staff numbers by 22 in the contact centres to have a positive impact on waiting times.
- Invest in police technology relating to drones, to improve public safety and provide a more responsive service for searches, public order events and evidence gathering.

Narrative Report by Nicola Allen, Chief Financial Officer Continued

- Increase resources for crime investigation to fund 29 police staff investigators to resolve crimes more quickly and have a positive impact on violent and sexual crime offenders and victims.
- Additional resources for Professional Standards to deal with the new Conduct and Complaint Regulations 2020.
- Enhance data reliability, accuracy and security, to improve the quality of the information held to drive crime prevention and public safety.
- Extend Blue Light collaboration to further enhance opportunities to collaborate with other emergency services to include coastal and maritime settings.
- Special Constabulary to further innovate and support the role and activities of the Special Constabulary which could include further benefits following the enhanced allowance pilot scheme.

3.8 The table below summarises these investments.

Details of Investment	Planned Budget
	£m
Contact Centre Investment	0.626
Police Technology/Drones	0.300
Investigating crime	1.152
Professional Standards	0.316
Information Integrity	0.850
Special Constabulary Pilot	0.150
Blue Light Collaboration	0.080
	3.474

3.9 The 2021/22 budget also made a provision for a number of unavoidable costs such as pay inflation, increments and existing policy commitments.

4.0 2021/22 OUTCOMES

G7 Summit

4.1 The G7 Summit took place in Cornwall in June 2021. The event saw the world leaders from 12 countries meet to discuss important global issues. It was the biggest Policing and Security Event in England in 2021, and the largest ever seen in Devon, Cornwall and Isles of Scilly.

4.2 The cost of policing the operation in 2021/22 was £45m. The extra costs, which included mutual aid from every force in the country, were funded by a Grant from the Home Office. Devon and Cornwall bore some opportunity costs in staff and officer time.

Uplift Officers

4.3 The MTFs provided funding for an additional 141 officers through year two of the national Police Uplift Programme. In addition, 40 further extra officers were funded through council tax.

4.4 Additional government funding was provided for the Force's share of the national officer uplift. This funding was subject to a monthly grant claim, evidencing that additional expenditure was incurred on the cost of the new officers, recruitment, training, and other associated support and infrastructure.

4.5 A proportion of the grant awarded to Forces to deliver the national uplift (25%) was conditional on the achievement of an increase in headcount based on national baselines. Devon and Cornwall exceeded this target and ended the year 90 over the baseline. This is a significant achievement (especially during a time when recruitment was logistically difficult due to COVID restrictions) and puts the force in a good position going into the final year of the uplift programme in 2022/23.

Narrative Report by Nicola Allen, Chief Financial Officer Continued

Progress of 2021/22 Investment

- 4.6 As detailed earlier, the Police and Crime Commissioner made investment of £3.5m within the 2021/22 MTFS.
- 4.7 An operationally busy year, coupled with difficulties around recruitment and scheduling delays has meant some projects did not gain as much momentum as had been hoped, and there was an underspend of £0.979m against these areas. Elements of this underspend will be carried forward to be spent in the next financial year.

Savings

- 4.8 Savings of £1.850m were built into the 2021/22 budget.
- 4.9 Non-staff savings of £0.837m were found within departmental efficiencies. The reductions were built into the base budgets. Net savings of £0.261m were achieved through reductions in PCSO numbers as part of a long term plan. Permanent savings of £0.352m were identified within utilities and rates. Plans to identify in year permanent savings for a further £0.148m will be progressed during 2022/23.
- 4.10 Planned savings from a reduced charge for the National Police Aviation Service were not realised following a late change to national charging arrangements.

Vision Zero South West

- 4.11 The Peninsular Road Safety Partnership was replaced with the Vision Zero South West Road Safety Partnership with effect from 9 August 2021. A new Memorandum of Understanding came into place with the Office of Police and Crime Commissioner (OPCC) becoming the lead financial party. The partnership is a collaborative arrangement between a number of local organisations (including Highways England, Councils and Fire and Rescue organisations from across the force area), and governance is provided by a Partnership Governance Board.
- 4.12 The partnerships ambition is to cut road deaths and serious injuries in Devon and Cornwall to zero by 2040, and to reduce current numbers by 50% by 2030.
- 4.13 A reserve held by the partnership and income generated primarily from driver awareness courses is reinvested to deliver the partnership Road Safety Delivery Plan. The balance on the reserve at 31st March 2022 is £4.721m, with further spending of £1.9m approved by the Board.

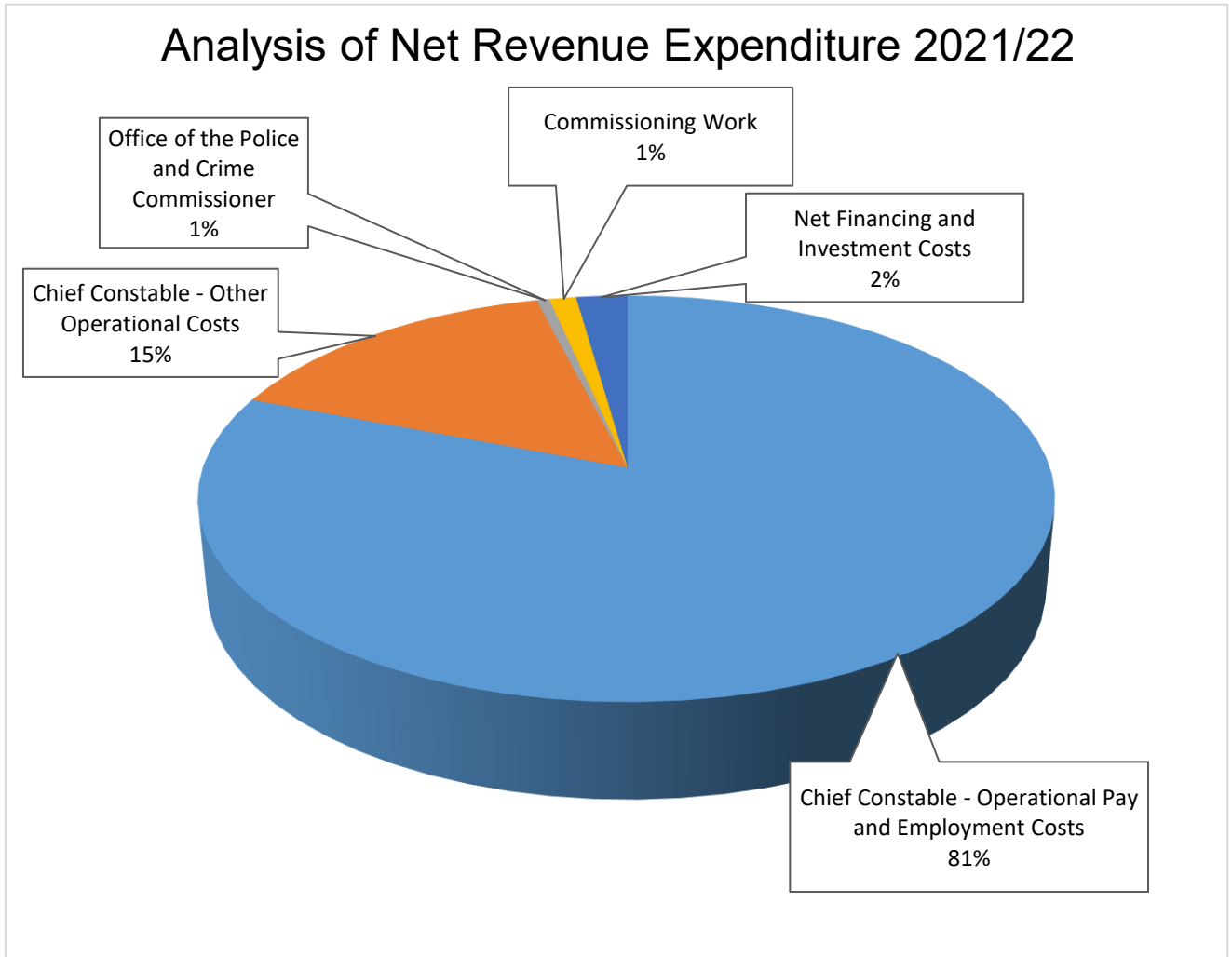
Major Incidents/Operations

- 4.14 The force has been affected by an unusually high number of prominent and distressing incidents during this year, including the firearms killings in Plymouth. These incidents have a huge impact on communities, including the Force's own officers and staff. Financially, the subsequent police investigations were funded within the overall existing budgets.

5.0 ACTUAL EXPENDITURE 2021/22

- 5.1 The Police and Crime Commissioner Group spent £348.987m against a budget allocation of £349.732m, resulting in an underspend of £0.745m.
- 5.2 The approved net revenue budget for 2021/22 was £349.732m, of which £343.680m was under the direct control of the Chief Constable and £6.052m was under the direct control of the Commissioner.
- 5.3 The chart below shows a breakdown of actual net revenue expenditure for 2021/22 by category of spend.

Narrative Report by Nicola Allen, Chief Financial Officer Continued



5.4 The Chief Constable underspent against his budget allocation by £0.745m.

Summary of final outturn	Revised Budget £m	Outturn £m	(Under) /Over £m
Chief Constable	343.680	342.935	(0.745)
OPCC	6.052	6.052	0
Grand Total	349.732	348.987	(0.745)

5.5 The outturn presents a net position and is after £6.1m of approved funding carried forward into 2022/23. There were a number of over and underspends during the year; the most significant of which are detailed below.

- Police staff underspend due to difficulties and delays in recruitment.
- A busy operational year resulted in delays in change projects and initiatives, e.g. process automation, migration to a new crime management system, investments in technology (drones).
- The level of Estate planned and programme maintenance was less than anticipated, in part an effect of the busy operational year and in part due to difficulties in the building trade around resources and supplies.

Narrative Report by Nicola Allen, Chief Financial Officer Continued

- Planned income levels were exceeded as a result of increased income from mutual aid activity, in particular for the UN Climate Change Conference in Scotland; higher than expected seconded officers, and the receipt of additional income and grants.
- An error in the calculation of the police officer pay budget was identified early in the financial year. Mitigation was identified and agreed quickly, and the error corrected and funded within existing resources.

5.6 Requests to carry forward underspends into 2022/23 totalling £6.1m were agreed. A proportion of these requests related to the slippage of projects from 2021/22 to 2022/23 and will fund specific expenditure during 2022/23, primarily around Serious Violence Prevention, ICT project costs and delivery of delayed 2021/22 investment initiatives.

5.7 The force was also able to support other one-off investments, including: -

- An additional £0.359m to fund infrastructure costs associated with the expansion of the contact centre and its training facilities.
- An investment of £1.525m to support additional commitments made against the capital programme.
- Support of £1.267m to the structured financial approach used within the 2022/23 MTFS, helping to deliver the force with a robust and sustainable ongoing budget.

5.8 The residual underspend of £0.745m has been transferred to General Balances.

6.0 RESERVES

6.1 Reserves are held to support both Capital and Revenue spending. A Reserves Strategy is produced annually which looks at the resilience of the reserves of the organisation. The strategy takes a risk based approach to assess the adequacy of the general balances. This strategy is reviewed by the Independent Audit Committee each year with recommendations for improvement referred back to the Commissioner. There has been a Home Office requirement to ensure that reserves held are not excessive and are used to support policing within the area.

6.2 The Reserves Strategy states the intention to maintain general balances at no more than 5% and no less than 3% of overall funding levels each year. The level at 31 March 2022 was 4.29% of the 2022/23 net revenue budget.

6.3 With the general reserve balance at the upper level of advisable operating ranges mitigation can be provided if inflation continues at the extra ordinary levels currently being seen.

6.4 The table below summarised the level of reserves and balances forecast for 2021/22 (following revision after most recent MTFS process), compared with the actual level:

	Planned Balance (revised 22/23 MTFS) 31/3/2022 £'m	Actual Balance 31/3/2022 £m's
Earmarked Reserves - Capital	19.732	25.208
Earmarked Reserves - Revenue	10.961	16.617
General Balances	15.485	15.930
Total Reserves and Balances	46.178	57.755

6.5 The key reasons for the higher than originally planned level of reserves were further slippage on the capital programme and the agreed revenue carry forwards into 2021/22.

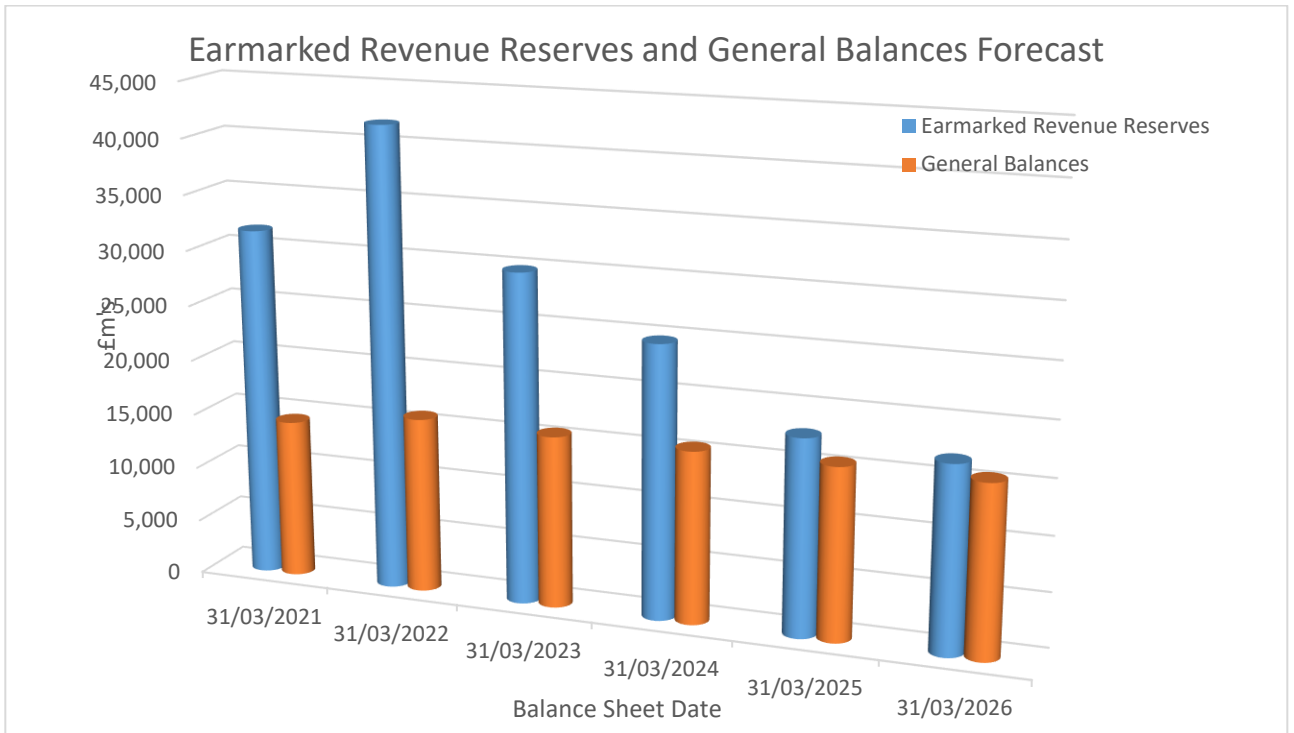
6.6 The following table outlines the details of the revenue reserves over the MTFS period. The future years forecast on each earmarked reserve are as per 2022/23 MTFS.

Narrative Report by Nicola Allen, Chief Financial Officer Continued

	Actual Balance 31/3/2021 £000's	Actual Balance 31/3/2022 £000's	Forecast Balance 31/3/2023 £000's	Forecast Balance 31/3/2024 £000's	Forecast Balance 31/3/2025 £000's	Forecast Balance 31/3/2026 £000's
Revenue Reserves						
Estates Development Reserve	0.608	0.608	0.310	0	0	0
Capital Financing Reserve	12.293	14.983	11.444	9.436	8.436	7.436
ESN Capital Reserve	10.225	10.225	10.010	6.902	0.648	0.648
VZSW (Ringfenced)	0	4.721	3.375	3.873	4.389	4.579
Budget Management Fund	3.812	7.169	3.453	3.233	3.046	2.975
Police and Crime Plan Reserve	0.991	1.068	1.068	1.068	1.068	1.068
PEQF Reserve	0.127	0	0	0	0	0
Uplift Reserve	3.631	3.051	0.233	0.233	0.233	0.233
Total Revenue Reserves	31.687	41.825	29.893	24.745	17.820	16.939
General Balances	14.402	15.930	15.631	15.656	15.656	15.656
Total Reserves and Balances	46.089	57.755	45.524	40.401	33.476	32.595
<i>General Balances as % of 2021/22 Revenue Budget</i>	4.12%	4.56%	4.47%	4.48%	4.48%	4.48%
<i>General Balances as % of 2022/23 Revenue Budget</i>		4.29%	4.21%	4.21%	4.21%	4.21%

6.7 In line with the Commissioner's Strategy to reduce the level of reserves, which was then supported by the Home Office direction, it has been the chosen strategy of the Treasurer to maximise use of earmarked reserves. Slippage in the capital programme over the last two years has reduced the call on the Capital Financing reserve and kept reserves at a temporarily higher level than had been previously anticipated.

Narrative Report by Nicola Allen, Chief Financial Officer Continued



7.0 CAPITAL PROGRAMME

7.1 The table below shows the Police and Crime Commissioner Groups capital expenditure, and funding, during 2021/22. This consists of an ongoing programme of rationalisation, replacement and enhancement of property and other assets, all with an expected life of more than one year, and with a value in excess of £20k.

	21/22 Plan £m's	21/22 Actual £m's
Capital Investment		
Vehicles	2.852	1.662
Land and Buildings	13.948	4.850
Equipment & ICT	7.916	4.919
Total	24.716	11.431
Funded by		
Grants	0.568	0.941
Capital Financing Reserve	8.531	0.852
Revenue Funding	2.882	5.242
Reserves	1.050	0
Borrowing	11.685	4.396
Total	24.716	11.431

Narrative Report by Nicola Allen, Chief Financial Officer Continued

- 7.2 The 2021/22 original capital programme was estimated to be £24.716m, but actual spending was £11.431m. The programme was revised during the year to reflect changes in the timing of a number of projects.
- 7.3 Vehicle expenditure related to the continual acquisition of replacement vehicles, to ensure that the vehicle fleet remains fit for purpose. During the year the systems used within the Fleet Department to flag vehicle replacement timelines transitioned to the use of more accurate and dynamic telematics information.
- 7.4 There are currently significant challenges sourcing new vehicles globally, due to worldwide chip and part shortages and factory closures, this has affected lead times and the delivery of the vehicle replacement programme, and it is anticipated this will remain a challenge over the next few years.
- 7.5 Building spend primarily related to a Plymouth support facility, refurbishment of Camborne Police Station and South West Forensics headquarters. Due to the busy operational year seen by the force and supply and resourcing issues in the building trade a number of projects were delayed.
- 7.6 It is important for officers and staff to have access to the most suitable IT and equipment in order to deliver their service. This year has continued to see investment in a replacement records management system, and contact centre system, although both projects have not progressed at the planned rate and some costs have slipped to future years.

8.0 2021/22 WORKFORCE

8.1 Workforce costs made up 81% of the annual expenditure of Devon and Cornwall Police.

8.2 Police Officers

31/03/21 (FTE)		31/03/22 (FTE)
3,241	Police Officers – Budgeted	3,424
3,257	Police Officers - Actual	3,396
16	(Under)/Over	(28)

Police Officer numbers increased by 139 full time equivalents (FTE) during the year. Due to an unexpected surge of retirements numbers were 28 under establishment on 31 March 2022; recruitment numbers for 2022/23 are adjusted to take account of this.

8.3 PCSO's

31/03/21 (FTE)		31/03/22 (FTE)
150	PCSO's - Budgeted	150
167	PCSO's – Actual	156
17	(Under)/Over	6

The number of PCSOs continued to reduce during the year as part of a planned change programme to address the operational demands on the Force. There were 156 FTE PCSOs at 31 March 2022, which was 6 FTE over the budgeted establishment.

Narrative Report by Nicola Allen, Chief Financial Officer Continued

8.4 Police Staff

The analysis of police staff numbers is made complex by the use of temporary and agency staff. In addition, the financial arrangements for the Alliance with Dorset Police mean some staff employed by one force will be charged to another. For the purposes of this report, the numbers below reflect the full time equivalent number of police staff charged against the Police and Crime Commissioner's Group accounts.

31/03/21 (FTE)		31/03/22 (FTE)
2,158	Police Staff - Actual	2,178
29	OPCC	30
2,187	Total	2,208

There was a net increase in FTE of 21; as a result of changes made within the MTFS.

9.0 **PERFORMANCE**

External Indicators

9.1 The principal independent financial indicators available to the Commissioner are as follows:

9.2 HMICFRS PEEL Report – Her Majesty's Inspectorate of Constabulary and Fire and Rescue Services (HMICFRS) review each Force to examine their Efficiency, Effectiveness and Legitimacy. The last report (2018/19) indicated that Devon and Cornwall Police was 'good' in each of the three areas reviewed:

- The extent to which the force is effective at reducing crime and keeping people safe is **good**.
- The extent to which the force operates efficiently and sustainably is **good**.
- The extent to which the force treats the public and its workforce legitimately is **good**.

The most recent PEEL inspection will report later in 2022.

9.3 Auditor's Annual Report – External auditors provided a commentary on the arrangements in place to secure economy, efficiency and effectiveness in the use of resources for both the Police and Crime Commissioner and the Chief Constable for the year ending 31 March 2021. This audit concluded that the Police and Crime Commissioner and Chief Constable have each put in place proper arrangements; no risks of significant weakness were identified in the audit plan. An identified significant weakness in respect of finance team capacity was raised and a subsequent recommendation made. This recommendation was reviewed and addressed.

9.4 The HMICFRS Value for Money Profile 2021 does not provide an opinion but states key financial and performance information of Devon and Cornwall Police in comparison to other forces. The report did not indicate any significant outliers within Devon and Cornwall Police's information.

Office of Police and Crime Commissioner Performance Measures

9.5 As stated in the introduction, the primary function of the Commissioner is to secure the maintenance of an efficient and effective police service in Devon, Cornwall and the Isles of Scilly and to hold the Chief Constable to account for the exercise of operational policing duties under the Police Act 1996.

9.6 In addition, the Police and Crime Panel receive a report on a regular basis of the OPCC's assessment of current performance against the strategic indicators for the Police and Crime Plan 2021-2025 'Safe, Resilient and Connected communities', these indicators are accompanied by a focus on four community priorities, including violence, anti-social behaviour (ASB), drugs and road safety.

In order to monitor the progress of these objectives, the Commissioner has identified a suite of performance metrics, as per the table below.

Police and Crime Commissioner for Devon, Cornwall and the Isles of Scilly

Narrative Report by Nicola Allen, Chief Financial Officer Continued

Police and Crime Plan 2021-2025 Scorecard	
<p>Violence</p> <ul style="list-style-type: none"> Homicides - National measure Hospital admissions of under 25s for assault with a sharp object - National measure Offences involving discharge of a firearm - National measure Violent Crime (all) Violent Crime (Domestic Violence) Victim satisfaction (Domestic Violence) - National measure 	<p>ASB</p> <ul style="list-style-type: none"> Recorded number of ASB incidents Recorded number of public order incidents
<p>Drugs</p> <ul style="list-style-type: none"> Drug possession offences Drug trafficking offences Organised drug disruptions <i>Drug related homicides*</i> National measure <i>Police referrals into drug treatment*</i> National measure 	<p>Road Safety</p> <ul style="list-style-type: none"> Number of Fatal casualties Number of Serious casualties Number of Deaths or serious injuries caused by high risk driving offending behaviour Number of Community Speedwatch Schemes
<p>Safe</p> <ul style="list-style-type: none"> ONS crime rating Victim based reported crime levels Number of Police Officers (Full-time Equivalent) Number of recorded hate crimes Number of neighbourhood crimes - National measure <i>Percentage (%) of businesses experiencing a cyber breach or attack*</i> National measure <i>Confidence in the law enforcement response to cyber crime*</i> National measure 	
<p>Resilient</p> <ul style="list-style-type: none"> Number of young people who are victims of crime Additional funding brought into Devon and Cornwall by OPCC Overall victim satisfaction - National measure 	
<p>Connected</p> <ul style="list-style-type: none"> Number of customer contact points open to the public Number of customer contacts (999, 101, online) 101 and 999 call wait times (P1 & P2) Levels of public confidence in the Police Number of reports made to Devon and Cornwall Police from Crime Stoppers 	

9.7 The metrics are published in the Commissioner’s Police and Crime Plan, and a scorecard is presented to the Police and Crime Panel at each meeting and is published quarterly on the OPCC Website to monitor progress.

9.8 A copy of the performance reports can be found on the OPCC website at “performance updates” at the following link: [OPCC Performance Updates](#).

Force Demand

9.9 The force monitors performance on a monthly basis. Although still living with some COVID restrictions during 2021/22, operational demand returned to pre-pandemic levels.

9.10 During the period 1 April 2021 to 31 March 2022 101,379 crimes were recorded, an increase of 12.4% from the previous year. This increase is higher than expected as recorded crime fell in 2020/21 as a result of the pandemic. The table below shows changes in crime types.

Narrative Report by Nicola Allen, Chief Financial Officer Continued

Offence	Recorded Crime 2020/21	Recorded Crime 2021/22	Recorded Crime % Change
Theft from the Person	296	505	70.6%
Homicide	12	17	41.7%
Other Sexual Offences	2,604	3,477	33.5%
Arson	466	593	27.3%
Rape	1,560	1,918	22.9%
Violence with Injury	13,081	15,995	22.3%
Shoplifting	3,812	4,650	22.0%
Public Order Offences	7,130	8,463	18.7%
Violence without Injury	14,703	17,336	17.9%
Robbery	513	585	14.0%
All Other Theft Offences	6,261	6,949	11.0%
Criminal Damage	12,014	13,197	9.8%
Other Offences	2,173	2,360	8.6%
Possession of Weapons	1,176	1,265	7.6%
Vehicle Offences	3,099	3,300	6.5%
Stalking and Harassment	12,117	12,751	5.2%
Burglary Dwelling	1,628	1,585	(2.6%)
Burglary Non-Dwelling	1,917	1,714	(10.6%)
Possession of Drugs	3,713	3,163	(14.8%)
Bicycle Theft	567	482	(15.0%)
Trafficking of Drugs	1,326	1,050	(20.8%)
Death or Serious Injury caused by Unlawful Driving	39	24	(38.5%)
Total	90,207	101,379	12.4%

9.11 The total number of calls for service received have returned to pre-pandemic levels, but the mix between 101 calls emails/texts and webchats has changed.

19/20	No. of contacts	20/21	21/22	% Change
	Calls: -			
262,197	999	246,629	302,928	22.8%
830,289	101	509,497	517,196	1.5%
	Interactions:			
114,630	No. of 101 Emails/Texts received	150,944	143,959	(4.6%)
-	Web Chats	50,921	70,636	38.7%
1,207,116	Total	957,991	1,034,719	8.0%

10.0 FUTURE FINANCIAL OUTLOOK

- 10.1 The Chief Constable and the Commissioner formally update the MTFS annually during the budget setting process.
- 10.2 In December 2021 the government provided policing with an indicative 3 year funding settlement for the period 2022/23 through to 2024/25. This is welcomed for planning purposes as it provides a greater degree of certainty around the overall budget funding levels up to the end of 2024/25. The Government recognised the need to maintain investment in policing with the settlement continuing the investment in the uplift of police officers.
- 10.3 The 2022/23 MTFS provided funding for the ongoing national police officer uplift programme and enabled it to be sustained for the long term. It will enable Devon and Cornwall’s Police to continue its planned trajectory to increase by a further 188 sworn officers in the next financial year, taking total officer numbers to 3,610.

Narrative Report by Nicola Allen, Chief Financial Officer Continued

- 10.4 The MTFS also supported a structured financial approach to facilitate additional and sustainable resources in:
- additional capacity into the contact centre.
 - expansion of the use of vulnerability lawyers following a successful trial.
 - additional support to ensure we treat information properly and in accordance with the law.
- 10.5 Planning for beyond 2022/23 remains very challenging. There is significant activity which will impact on this planning:
- The economic impact of the continuation of the COVID-19 pandemic.
 - The anticipated review of the funding formula. Work has commenced as part of a senior sector group.
 - The long-term funding plans for the uplift in police officers as they progress through incremental scale.
 - Centrally driven ICT programmes such as the replacement of Airwave and the Police National Computer.
- 10.6 There are a number of areas, outside the level of central government grant sensitive to changes in the wider economy. These are:
- The impact of the significant increases in inflation currently being experienced.
 - The interest earned on the reserves which is linked to the bank base rate. These income levels have been further reduced for 2022/23.
 - The fall in the value of sterling against the Euro and the Dollar can lead to some additional inflationary costs. As over 80% of the MTFS budget costs are employment related these costs are relatively protected from this variable. The most significant impact is likely to be on fuel and computer products.

11.0 GOVERNANCE ARRANGEMENTS

- 11.1 The Annual Governance Statement is published alongside this document. The joint Annual Governance Statement describes the internal control environment for the Commissioner and the Chief Constable. It also sets out the joint arrangements for managing risk for the Commissioner and the Chief Constable.

12.0 THE STATEMENT OF ACCOUNTS

- 12.1 A brief explanation of the purpose of each of the four primary statements is provided below together with a high-level summary.

Movement in Reserves Statement for the Group and for the Police and Crime Commissioner as a single entity - shows the changes in the Commissioner's financial resources over the year. The statement shows the different reserves held which have been analysed into "Usable" and "Unusable" Reserves. Usable reserves can be used to fund expenditure during the year and in future years or to reduce the amount that needs to be raised in council tax. Unusable reserves are technical accounting adjustments that are required to be reported at year end.

The table below is a summary of the movement in reserves:

Summary Movement in Reserves	Balance as at	Movements	Balance as at
	31/03/2021		31/03/2022
	£m	£m	£m
General Fund	14.402	1.528	15.930
Earmarked Reserves	31.687	10.138	41.825
Capital Receipts	0	0.948	0.948
Capital Grants	0	0	0
Total Usable Reserves	46.089	12.614	58.703
Unusable Reserves	(4,150.080)	96.197	(4,053.883)
Total Reserves	(4,103.991)	108.811	(3,995.180)

Narrative Report by Nicola Allen, Chief Financial Officer Continued

The significant movements during the year have been within unusable reserves, specifically for pensions, revaluation and the capital adjustment account. The accounting adjustments applied have been prepared in accordance with generally accepted accounting practices and are not chargeable against council tax for the year.

Comprehensive Income and Expenditure Statement for the Group and for the Police and Crime Commissioner as a single entity – this statement shows the accounting cost in the year of providing services in accordance with accounting standards. This amount is different to the amount funded by taxation due to the accounting treatment of certain costs such as depreciation and pensions.

The table below is a summary of the Group Comprehensive Income and Expenditure Statement:

Summary Comprehensive Income and Expenditure Statement	Gross Expenditure 2021/22 £m	Gross Income 2021/22 £m	Net Expenditure 2021/22 £m
Net Cost of Services	514.701	(84.082)	430.619
Other Operating Income and Expenditure	6.514	(59.075)	(52.561)
Financing and Investment Income and Expenditure	92.755	(7.103)	85.652
Taxation and Non-Specific Grant Income	0	(353.706)	(353.706)
(Surplus)/Deficit on Provision of Services	613.970	(503.966)	110.004
Other Comprehensive Income and Expenditure	0	(218.815)	(218.815)
Total Comprehensive Income and Expenditure	613.970	(722.781)	(108.811)

The statement highlights that the expenditure is dominated by the net cost of providing services which is mainly the costs of policing. The other most significant cost is shown in the Financing Investment Income and Expenditure section and relates to the pensions interest cost (£84.451m of the £85.652m shown in the above table). This cost is calculated in accordance with generally accepted accounting practices and reflects the cost of the pensions at the time employees earn their retirement benefits even though the benefits will not actually be payable until employees retire.

A further accounting adjustment of (£218.815m) is shown under “Other Comprehensive Income and Expenditure” which reflects the net movement in the revaluation of assets and the valuation of the pension liabilities.

Balance Sheet as at 31 March 2022, shows how the resources available to the Group and the Police and Crime Commissioner are held in the form of assets and liabilities.

The table below is a summary of the Group Balance Sheet:

Summary Balance Sheet	Balance as at 31/03/2021 £m	Balance as at 31/03/2022 £m	Movement £m
Long Term Assets	200.122	202.734	2.612
Current Assets	61.797	71.792	9.995
Current Liabilities	(58.839)	(54.465)	4.374
Long Term Liabilities	(4,307.071)	(4,215.241)	91.830
Net Liabilities	(4,103.991)	(3,995.180)	108.811
Unusable Reserves	(4,150.080)	(4,053.883)	96.197
Usable Reserves	46.089	58.703	12.614
Total Reserves	(4,103.991)	(3,995.180)	108.811

Narrative Report by Nicola Allen, Chief Financial Officer Continued

The significant movements in the balance sheet correspond to the areas highlighted above. The total reserves deficit is mainly due to the police officer and staff pension liabilities. In practice, in year pension costs for police officers are being met by the Home Office.

Cash Flow Statement shows how the movement in resources has been reflected in cash flows.

The table below is a summary of the cash flow position:

Summary Cash Flow Statement	Cash Flows	Cash Flows
	2020/21	2021/22
	£m	£m
Cash and Cash Equivalents as at 1 April 2021	(3.168)	(9.518)
Net Cash Flow from:		
Operating Activities	(19.348)	(8.148)
Investing Activities	30.955	22.082
Financing Activities	(17.957)	(11.140)
Movement	(6.350)	2.794
Cash and Cash Equivalents as at 31 March 2022	(9.518)	(6.724)

Expenditure and Funding Analysis shows how council tax and funding for the year has been used in providing services compared with resources consumed in accordance with generally accepted accounting practices.

The table below shows how the expenditure and funding analysis note and outturn relate to each other:

Reconciliation	2021/22
	£m
Expenditure and Funding Analysis	
Net Cost of Services - Chief Constable	342.468
Net Cost of Services - Office of the Police and Crime Commissioner	1.963
Net Cost of Services - Commissioning	4.089
Financing and Investment Income and Expenditure	1.212
Total net expenditure funded by Taxation and Non-Specific Grant Income	349.732
Outturn	
PCC Group	348.987
Underspend transferred to General Balances	0.745
Total net expenditure funded by Taxation and Non-Specific Grant Income	349.732

- 12.2 The notes to the financial statements include the accounting policies and gives further information on the entries within the main statements as well as supplementary information. All notes relate to the Group Statements unless it is otherwise specified. These are further supplemented by a glossary of terms.

Signed by Nicola Allen
Chief Financial Officer to the Police and Crime Commissioner

Further Information

This publication provides a review of the financial performance of the Police and Crime Commissioner for 2021/22. It may be read in conjunction with the [Single Entity Accounts of the Chief Constable](#) and the [Police and Crime Plan](#).

Independent auditor's report to the Police and Crime Commissioner for Devon and Cornwall

Report on the Audit of the Financial Statements

Opinion on financial statements

We have audited the financial statements of the Police and Crime Commissioner for Devon and Cornwall (the 'Police and Crime Commissioner') and its subsidiary the Chief Constable (the 'group') for the year ended 31 March 2022 which comprise the Group Movement in Reserves Statement, the PCC Movement in Reserves Statement, the Group Comprehensive Income and Expenditure Statement, the PCC Comprehensive Income and Expenditure Statement, the Group and PCC Balance Sheet, the Group Cash Flow Statement and notes to the financial statements, including a summary of significant accounting policies, and include the Police Officers' Pension Fund Statement. The financial reporting framework that has been applied in their preparation is applicable law and the CIPFA/LASAAC Code of practice on local authority accounting in the United Kingdom 2021/22.

In our opinion, the financial statements:

give a true and fair view of the financial position of the group and of the Police and Crime Commissioner as at 31 March 2022 and of the group's expenditure and income and the Police and Crime Commissioner's expenditure and income for the year then ended;

have been properly prepared in accordance with the CIPFA/LASAAC Code of practice on local authority accounting in the United Kingdom 2021/22; and

have been prepared in accordance with the requirements of the Local Audit and Accountability Act 2014.

Basis for opinion

We conducted our audit in accordance with International Standards on Auditing (UK) (ISAs (UK)) and applicable law, as required by the Code of Audit Practice (2020) ("the Code of Audit Practice") approved by the Comptroller and Auditor General. Our responsibilities under those standards are further described in the 'Auditor's responsibilities for the audit of the financial statements' section of our report. We are independent of the Police and Crime Commissioner and the group in accordance with the ethical requirements that are relevant to our audit of the financial statements in the UK, including the FRC's Ethical Standard, and we have fulfilled our other ethical responsibilities in accordance with these requirements. We believe that the audit evidence we have obtained is sufficient and appropriate to provide a basis for our opinion.

Conclusions relating to going concern

We are responsible for concluding on the appropriateness of the Chief Financial Officer's use of the going concern basis of accounting and, based on the audit evidence obtained, whether a material uncertainty exists related to events or conditions that may cast significant doubt on the Police and Crime Commissioner and group's ability to continue as a going concern. If we conclude that a material uncertainty exists, we are required to draw attention in our report to the related disclosures in the financial statements or, if such disclosures are inadequate, to modify the auditor's opinion. Our conclusions are based on the audit evidence obtained up to the date of our report. However, future events or conditions may cause the Police and Crime Commissioner and the group to cease to continue as a going concern.

In our evaluation of the Chief Financial Officer's conclusions, and in accordance with the expectation set out within the CIPFA/LASAAC Code of practice on local authority accounting in the United Kingdom 2021/22 that the Police and Crime Commissioner and group's financial statements shall be prepared on a going concern basis, we considered the inherent risks associated with the continuation of services provided by the Police and Crime Commissioner and the group. In doing so we had regard to the guidance provided in Practice Note 10 Audit of financial statements and regularity of public sector bodies in the United Kingdom (Revised 2020) on the application of ISA (UK) 570 Going Concern to public sector entities. We assessed the reasonableness of the basis of preparation used by the Police and Crime Commissioner and group and the Police and Crime Commissioner and group's disclosures over the going concern period.

Based on the work we have performed, we have not identified any material uncertainties relating to events or conditions that, individually or collectively, may cast significant doubt on the Police and Crime Commissioner's and the group's ability to continue as a going concern for a period of at least twelve months from when the financial statements are authorised for issue.

In auditing the financial statements, we have concluded that the Chief Financial Officer's use of the going concern basis of accounting in the preparation of the financial statements is appropriate.

The responsibilities of the Chief Financial Officer with respect to going concern are described in the 'Responsibilities of the Police and Crime Commissioner and the Chief Financial Officer for the financial statements' section of this report.

Police and Crime Commissioner for Devon, Cornwall and the Isles of Scilly

Other information

The Chief Financial Officer is responsible for the other information. The other information comprises the information included in the Joint Annual Governance Statement and the Statement of Accounts, other than the Police and Crime Commissioner and group financial statements and our auditor's report thereon. Our opinion on the financial statements does not cover the other information and, except to the extent otherwise explicitly stated in our report, we do not express any form of assurance conclusion thereon.

In connection with our audit of the financial statements, our responsibility is to read the other information and, in doing so, consider whether the other information is materially inconsistent with the financial statements or our knowledge of the Police and Crime Commissioner and the group obtained in the audit or otherwise appears to be materially misstated. If we identify such material inconsistencies or apparent material misstatements, we are required to determine whether there is a material misstatement in the financial statements or a material misstatement of the other information. If, based on the work we have performed, we conclude that there is a material misstatement of this other information, we are required to report that fact.

We have nothing to report in this regard.

Other information we are required to report on by exception under the Code of Audit Practice

Under the Code of Audit Practice published by the National Audit Office in April 2020 on behalf of the Comptroller and Auditor General (the Code of Audit Practice) we are required to consider whether the Joint Annual Governance Statement does not comply with the 'delivering good governance in Local Government Framework 2016 Edition' published by CIPFA and SOLACE or is misleading or inconsistent with the information of which we are aware from our audit. We are not required to consider whether the Joint Annual Governance Statement addresses all risks and controls or that risks are satisfactorily addressed by internal controls.

We have nothing to report in this regard.

Opinion on other matter required by the Code of Audit Practice

In our opinion, based on the work undertaken in the course of the audit of the financial statements and our knowledge of the Police and Crime Commissioner, the other information published together with the financial statements in the Statement of Accounts and the Joint Annual Governance Statement, for the financial year for which the financial statements are prepared is consistent with the financial statements.

Matters on which we are required to report by exception

Under the Code of Audit Practice, we are required to report to you if:

we issue a report in the public interest under section 24 of the Local Audit and Accountability Act 2014 in the course of, or at the conclusion of the audit; or

we make a written recommendation to the Police and Crime Commissioner under section 24 of the Local Audit and Accountability Act 2014 in the course of, or at the conclusion of the audit; or

we make an application to the court for a declaration that an item of account is contrary to law under Section 28 of the Local Audit and Accountability Act 2014 in the course of, or at the conclusion of the audit; or;

we issue an advisory notice under Section 29 of the Local Audit and Accountability Act 2014 in the course of, or at the conclusion of the audit; or

we make an application for judicial review under Section 31 of the Local Audit and Accountability Act 2014, in the course of, or at the conclusion of the audit.

We have nothing to report in respect of the above matters.

Responsibilities of the Police and Crime Commissioner and the Chief Financial Officer for the financial statements

As explained more fully in the Statement of Responsibilities, the Police and Crime Commissioner is required to make arrangements for the proper administration of its financial affairs and to secure that one of its officers has the responsibility for the administration of those affairs. That officer is the Chief Financial Officer. The Chief Financial Officer is responsible for the preparation of the Statement of Accounts, which includes the financial statements, in accordance with proper practices as set out in the CIPFA/LASAAC Code of practice on local authority accounting in the United Kingdom 2021/22, for being satisfied that they give a true and fair view, and for such internal control as the Chief Financial Officer determines is necessary to enable the preparation of financial statements that are free from material misstatement, whether due to fraud or error.

In preparing the financial statements, the Chief Financial Officer is responsible for assessing the Police and Crime Commissioner's and the group's ability to continue as a going concern, disclosing, as applicable, matters related to going concern and using the going concern basis of accounting unless there is an intention by government that the services provided by the Police and Crime Commissioner and the group will no longer be provided.

Police and Crime Commissioner for Devon, Cornwall and the Isles of Scilly

The Police and Crime Commissioner is Those Charged with Governance. Those charged with governance are responsible for overseeing the financial reporting process.

Auditor's responsibilities for the audit of the financial statements

Our objectives are to obtain reasonable assurance about whether the financial statements as a whole are free from material misstatement, whether due to fraud or error, and to issue an auditor's report that includes our opinion. Reasonable assurance is a high level of assurance, but is not a guarantee that an audit conducted in accordance with ISAs (UK) will always detect a material misstatement when it exists. Misstatements can arise from fraud or error and are considered material if, individually or in the aggregate, they could reasonably be expected to influence the economic decisions of users taken on the basis of these financial statements.

A further description of our responsibilities for the audit of the financial statements is located on the Financial Reporting Council's website at: www.frc.org.uk/auditorsresponsibilities. This description forms part of our auditor's report.

Explanation as to what extent the audit was considered capable of detecting irregularities, including fraud

Irregularities, including fraud, are instances of non-compliance with laws and regulations. We design procedures in line with our responsibilities, outlined above, to detect material misstatements in respect of irregularities, including fraud. Owing to the inherent limitations of an audit, there is an unavoidable risk that material misstatements in the financial statements may not be detected, even though the audit is properly planned and performed in accordance with the ISAs (UK).

The extent to which our procedures are capable of detecting irregularities, including fraud is detailed below:

We obtained an understanding of the legal and regulatory frameworks that are applicable to the Police and Crime Commissioner and the group and determined that the most significant, which are directly relevant to specific assertions in the financial statements, are those related to the reporting frameworks (international accounting standards as interpreted and adapted by the CIPFA/LASAAC Code of practice on local authority accounting in the United Kingdom 2021/22, The Local Audit and Accountability Act 2014, the Accounts and Audit Regulations 2015, the Local Government Act 2003 and the Police Reform and Social Responsibility Act 2011). We also identified the following additional regulatory frameworks in respect of the police pension fund: Public Service Pensions Act 2013, the Police Pension Fund Regulations 2007, the Police Pensions Regulations 2015 and the Police Pensions Regulations 2006.

We enquired of senior officers and the Police and Crime Commissioner, concerning the Police and Crime Commissioner and group's policies and procedures relating to:

- the identification, evaluation and compliance with laws and regulations;
 - the detection and response to the risks of fraud; and
 - the establishment of internal controls to mitigate risks related to fraud or non-compliance with laws and regulations.
- We enquired of senior officers, internal audit and the Police and Crime Commissioner, whether they were aware of any instances of non-compliance with laws and regulations or whether they had any knowledge of actual, suspected or alleged fraud.

We assessed the susceptibility of the Police and Crime Commissioner and group's financial statements to material misstatement, including how fraud might occur, by evaluating officers' incentives and opportunities for manipulation of the financial statements. This included the evaluation of the risk of management override of controls and revenue and expenditure recognition. We determined that the principal risks were in relation to:

- Journals and transactions outside the course of business; and
- The significant accounting estimates in the financial statements, including those related to the valuation of property, plant and equipment, depreciation, the net pension fund liability and significant year-end accruals.

Our audit procedures involved:

- evaluation of the design effectiveness of controls that the Chief Financial Officer has in place to prevent and detect fraud;
- journal entry testing, with a focus on large and unusual journals;
- challenging assumptions and judgements made by management in its significant accounting estimates in respect of property, plant and equipment, depreciation, the net pension liability and significant year-end accruals;
- assessing the extent of compliance with the relevant laws and regulations as part of our procedures on the related financial statement item.

These audit procedures were designed to provide reasonable assurance that the financial statements were free from fraud or error. The risk of not detecting a material misstatement due to fraud is higher than the risk of not detecting one resulting from error and detecting irregularities that result from fraud is inherently more difficult than detecting those that result from error, as fraud may involve collusion, deliberate concealment, forgery or intentional misrepresentations. Also, the further removed non-

Police and Crime Commissioner for Devon, Cornwall and the Isles of Scilly

compliance with laws and regulations is from events and transactions reflected in the financial statements, the less likely we would become aware of it.

The team communications in respect of potential non-compliance with relevant laws and regulations, including the potential for fraud in revenue and expenditure recognition, and the significant accounting estimates related to the valuation of property, plant and equipment, the net pension liability and significant year-end accruals.

Our assessment of the appropriateness of the collective competence and capabilities of the Police and Crime Commissioner and group's engagement team included consideration of the engagement team's:

- understanding of, and practical experience with audit engagements of a similar nature and complexity through appropriate training and participation
- knowledge of the police sector
- understanding of the legal and regulatory requirements specific to the Police and Crime Commissioner and group including:

the provisions of the applicable legislation

guidance issued by CIPFA, LASAAC and SOLACE

the applicable statutory provisions.

In assessing the potential risks of material misstatement, we obtained an understanding of:

- the Police and Crime Commissioner and group's operations, including the nature of its income and expenditure and its services and of its objectives and strategies to understand the classes of transactions, account balances, expected financial statement disclosures and business risks that may result in risks of material misstatement.
- the Police and Crime Commissioner and group's control environment, including the policies and procedures implemented by the Police and Crime Commissioner and group to ensure compliance with the requirements of the financial reporting framework.

Report on other legal and regulatory requirements - the Police and Crime Commissioner's arrangements for securing economy, efficiency and effectiveness in its use of resources

Matter on which we are required to report by exception – the Police and Crime Commissioner's arrangements for securing economy, efficiency and effectiveness in its use of resources

Under the Code of Audit Practice, we are required to report to you if, in our opinion, we have not been able to satisfy ourselves that the Police and Crime Commissioner has made proper arrangements for securing economy, efficiency and effectiveness in its use of resources for the year ended 31 March 2022.

Our work on the Police and Crime Commissioner's arrangements for securing economy, efficiency and effectiveness in its use of resources is not yet complete. The outcome of our work will be reported in our commentary on the Police and Crime Commissioner's arrangements in our Auditor's Annual Report. If we identify any significant weaknesses in these arrangements, these will be reported by exception in a further auditor's report. We are satisfied that this work does not have a material effect on our opinion on the financial statements for the year ended 31 March 2022.

Responsibilities of the Police and Crime Commissioner

The Police and Crime Commissioner is responsible for putting in place proper arrangements for securing economy, efficiency and effectiveness in its use of resources, to ensure proper stewardship and governance, and to review regularly the adequacy and effectiveness of these arrangements.

Auditor's responsibilities for the review of the Police and Crime Commissioner's arrangements for securing economy, efficiency and effectiveness in its use of resources

We are required under Section 20(1)(c) of the Local Audit and Accountability Act 2014 to be satisfied that the Police and Crime Commissioner has made proper arrangements for securing economy, efficiency and effectiveness in its use of resources. We are not required to consider, nor have we considered, whether all aspects of the Police and Crime Commissioner's arrangements for securing economy, efficiency and effectiveness in its use of resources are operating effectively.

We undertake our review in accordance with the Code of Audit Practice, having regard to the guidance issued by the Comptroller and Auditor General in December 2021. This guidance sets out the arrangements that fall within the scope of 'proper arrangements'. When reporting on these arrangements, the Code of Audit Practice requires auditors to structure their commentary on arrangements under three specified reporting criteria:

Police and Crime Commissioner for Devon, Cornwall and the Isles of Scilly

- Financial sustainability: how the Police and Crime Commissioner plans and manages its resources to ensure it can continue to deliver its services;
- Governance: how the Police and Crime Commissioner ensures that it makes informed decisions and properly manages its risks; and
- Improving economy, efficiency and effectiveness: how the Police and Crime Commissioner uses information about its costs and performance to improve the way it manages and delivers its services.

We document our understanding of the arrangements the Police and Crime Commissioner has in place for each of these three specified reporting criteria, gathering sufficient evidence to support our risk assessment and commentary in our Auditor's Annual Report. In undertaking our work, we consider whether there is evidence to suggest that there are significant weaknesses in arrangements.

Report on other legal and regulatory requirements - Delay in certification of completion of the audit

We cannot formally conclude the audit and issue an audit certificate for the Police and Crime Commissioner for Devon and Cornwall for the year ended 31 March 2022 in accordance with the requirements of the Local Audit and Accountability Act 2014 and the Code of Audit Practice until we have completed:

- our work on the Police and Crime Commissioner's arrangements for securing economy, efficiency and effectiveness in its use of resources and issued our Auditor's Annual Report.

We are satisfied that this work does not have a material effect on the financial statements for the year ended 31 March 2022.

Use of our report

This report is made solely to the Police and Crime Commissioner, as a body, in accordance with Part 5 of the Local Audit and Accountability Act 2014 and as set out in paragraph 43 of the Statement of Responsibilities of Auditors and Audited Bodies published by Public Sector Audit Appointments Limited. Our audit work has been undertaken so that we might state to the Police and Crime Commissioner those matters we are required to state to the Police and Crime Commissioner in an auditor's report and for no other purpose. To the fullest extent permitted by law, we do not accept or assume responsibility to anyone other than the Police and Crime Commissioner as a body, for our audit work, for this report, or for the opinions we have formed.

Alex Walling, Key Audit Partner
for and on behalf of Grant Thornton UK LLP, Local Auditor

Bristol

30 March 2023

Statement of Responsibilities

The Police and Crime Commissioner's Responsibilities

The Commissioner is required to:

- Make arrangements for the proper administration of the financial affairs of the Office of the Police and Crime Commissioner and to secure that one of her officers has the responsibility for the administration of those affairs. That officer is the Chief Financial Officer to the Commissioner;
- Manage the affairs of the Office of the Police and Crime Commissioner to secure economic, efficient and effective use of resources and to safeguard its assets;
- Approve the Statement of Accounts.

Approval of the Accounts

I approve the Statement of Accounts.

Alison Hernandez
Police and Crime Commissioner
29 March 2023

The Chief Financial Officer's Responsibilities

The Chief Financial Officer is responsible for the preparation of the Police and Crime Commissioner's Statement of Accounts in accordance with proper practices as set out in the CIPFA/LASAAC "Code of Practice on Local Authority Accounting in the United Kingdom 2021/22" (the Code).

In preparing this Statement of Accounts, the Chief Financial Officer has:

- Selected suitable accounting policies and applied them consistently;
- Made judgements and estimates that were reasonable and prudent;
- Complied with the Code of Practice;
- Kept proper accounting records which were up to date;
- Taken reasonable steps for the prevention and detection of fraud and other irregularities.

Chief Financial Officer's Certificate

I certify that this Statement of Accounts for the year ended 31 March 2022 gives a true and fair view of the financial position of the Police and Crime Commissioner for Devon and Cornwall at the accounting date and of the income and expenditure for the year ended 31 March 2022.

Nicola Allen
Chief Financial Officer to the Police and Crime Commissioner
29 March 2023



PCC
Office of the Police
and Crime Commissioner
Devon and Cornwall

Financial Statements

Police and Crime Commissioner for Devon, Cornwall and the Isles of Scilly

Group Movement in Reserves Statement

This statement shows the movement from the start of the year to the end of the year for 2020/21 and 2021/22 on the different reserves held by the Police and Crime Commissioner Group, analysed into 'usable reserves' (i.e. those that can be used to fund expenditure or reduce local taxation) and other 'unusable reserves'. The statement shows how the movements in year of the Group's reserves are broken down between gains and losses incurred in accordance with generally accepted accounting practices and the statutory adjustments required to return to the amounts chargeable to council tax for the year. The net increase/(decrease) shows the statutory General Fund Balance movements in the year following those adjustments.

Current Year	Notes	General Fund Balance	Earmarked Reserves	Capital Receipts Reserve	Capital Grants Unapplied Account	Total Usable Reserves	Unusable Reserves	Total Reserves
		£'000	£'000	£'000	£'000	£'000	£'000	£'000
Balance at 31 March 2021		14,402	31,687	0	0	46,089	(4,150,080)	(4,103,991)
Movement in Reserves								
Total Comprehensive Income and Expenditure		(110,004)	0	0	0	(110,004)	218,815	108,811
Adjustments between accounting basis and funding basis under regulations	9	121,670	0	948	0	122,618	(122,618)	0
Transfers to/(from) Earmarked Reserves	10	(10,138)	10,138	0	0	0	0	0
Increase/(Decrease)		1,528	10,138	948	0	12,614	96,197	108,811
Balance at 31 March 2022		15,930	41,825	948	0	58,703	(4,053,883)	(3,995,180)

Comparative Year	Notes	General Fund Balance	Earmarked Reserves	Capital Receipts Reserve	Capital Grants Unapplied Account	Total Usable Reserves	Unusable Reserves	Total Reserves
		£'000	£'000	£'000	£'000	£'000	£'000	£'000
Balance at 31 March 2020		10,847	32,551	0	524	43,922	(3,187,064)	(3,143,142)
Movement in Reserves								
Total Comprehensive Income and Expenditure		(72,323)	0	0	0	(72,323)	(888,526)	(960,849)
Adjustments between accounting basis and funding basis under regulations	9	75,014	0	0	(524)	74,490	(74,490)	0
Transfers to/(from) Earmarked Reserves	10	864	(864)	0	0	0	0	0
Increase/(Decrease)		3,555	(864)	0	(524)	2,167	(963,016)	(960,849)
Balance at 31 March 2021		14,402	31,687	0	0	46,089	(4,150,080)	(4,103,991)

Police and Crime Commissioner for Devon, Cornwall and the Isles of Scilly

PCC Movement in Reserves Statement

This statement shows the movement from the start of the year to the end of the year for 2020/21 and 2021/22 on the different reserves held by the Police and Crime Commissioner, analysed into 'usable reserves' (i.e. those that can be used to fund expenditure or reduce local taxation) and other 'unusable reserves'. The statement shows how the movements in year of the Police and Crime Commissioner's reserves are broken down between gains and losses incurred in accordance with generally accepted accounting practices and the statutory adjustments required to return to the amounts chargeable to council tax for the year. The net increase/(decrease) shows the statutory General Fund Balance movements in the year following those adjustments.

Current Year	Notes	General Fund Balance	Earmarked Reserves	Capital Receipts Reserve	Capital Grants Unapplied Account	Total Usable Reserves	Unusable Reserves	Total Reserves
		£'000	£'000	£'000	£'000	£'000	£'000	£'000
Balance at 31 March 2021		14,402	31,687	0	0	46,089	(4,150,080)	(4,103,991)
Movement in Reserves								
Total Comprehensive Income and Expenditure		101,713	0	0	0	101,713	7,098	108,811
Adjustments between accounting basis and funding basis under regulations	9	(90,047)	0	948	0	(89,099)	89,099	0
Transfers to/(from) Earmarked Reserves	10	(10,138)	10,138	0	0	0	0	0
Increase/(Decrease)		1,528	10,138	948	0	12,614	96,197	108,811
Balance at 31 March 2022		15,930	41,825	948	0	58,703	(4,053,883)	(3,995,180)

Comparative Year	Notes	General Fund Balance	Earmarked Reserves	Capital Receipts Reserve	Capital Grants Unapplied Account	Total Usable Reserves	Unusable Reserves	Total Reserves
		£'000	£'000	£'000	£'000	£'000	£'000	£'000
Balance at 31 March 2020		10,847	32,551	0	524	43,922	(3,187,064)	(3,143,142)
Movement in Reserves								
Total Comprehensive Income and Expenditure		(956,980)	0	0	0	(956,980)	(3,869)	(960,849)
Adjustments between accounting basis and funding basis under regulations	9	959,671	0	0	(524)	959,147	(959,147)	0
Transfers to/(from) Earmarked Reserves	10	864	(864)	0	0	0	0	0
Increase/(Decrease)		3,555	(864)	0	(524)	2,167	(963,016)	(960,849)
Balance at 31 March 2021		14,402	31,687	0	0	46,089	(4,150,080)	(4,103,991)

Police and Crime Commissioner for Devon, Cornwall and the Isles of Scilly

Group Comprehensive Income and Expenditure Statement

This statement shows the accounting cost in the years 2020/21 and 2021/22 of providing services for the Group in accordance with generally accepted accounting practices, rather than the amount to be funded from taxation. Police and Crime Commissioners raise taxation (precepts) to cover expenditure in accordance with statutory requirements; this may be different from the accounting cost. The taxation position is shown in the Movement in Reserves Statement and the Expenditure and Funding Analysis note.

2020/21				2021/22			Notes
Gross Expenditure	Gross Income	Net Expenditure		Gross Expenditure	Gross Income	Net Expenditure	
£'000	£'000	£'000		£'000	£'000	£'000	
398,009	(37,056)	360,953	Chief Constable	504,380	(80,242)	424,138	
2,025	(4)	2,021	Office of the Police and Crime Commissioner	2,483	(24)	2,459	30
7,764	(3,872)	3,892	Commissioning	7,838	(3,816)	4,022	27
407,798	(40,932)	366,866	Net Cost of Services	514,701	(84,082)	430,619	
			Other Operating Income and Expenditure				
0	(96)	(96)	Net (Surplus)/Deficit from the Sale of Non-Current Assets	0	(413)	(413)	20.3
4,064	(2,139)	1,925	(Gain)/Loss on Revaluation of Non-Current Assets	6,514	(5,243)	1,271	20.3
0	(44,545)	(44,545)	Pensions Top Up Grant	0	(53,419)	(53,419)	PFS
			Financing and Investment Income and Expenditure				
1,284	0	1,284	Interest Payable	1,275	0	1,275	18.2
0	(88)	(88)	Interest and Investment Income	0	(40)	(40)	18.2
3	(35)	(32)	Income and Expenditure in relation to Investment Properties and changes in their Fair Value	28	(40)	(12)	34
34	(82)	(48)	(Gain)/Loss on Financial Instruments	6	(28)	(22)	18.2
82,347	(5,003)	77,344	Pensions Interest	91,446	(6,995)	84,451	
			Taxation and Non-Specific Grant Income				
0	(179,459)	(179,459)	Police Grant	0	(190,771)	(190,771)	26
0	(15,461)	(15,461)	Council Tax Support Grants	0	(15,461)	(15,461)	26
0	(134,379)	(134,379)	Council Tax Precept	0	(146,533)	(146,533)	
0	(988)	(988)	Capital Grants and Contributions	0	(941)	(941)	26
495,530	(423,207)	72,323	(Surplus)/Deficit on Provision of Services	613,970	(503,966)	110,004	
		1,678	(Surplus)/Deficit on Revaluation of Non-Current Assets			(7,136)	11
		886,848	Remeasurement of the Net Defined Benefit Liability/(Asset)			(211,679)	32
		888,526	Other Comprehensive Income and Expenditure			(218,815)	
		960,849	Total Comprehensive Income and Expenditure			(108,811)	

Nicola Allen
Chief Financial Officer to the Police and Crime Commissioner
29 March 2023

Police and Crime Commissioner for Devon, Cornwall and the Isles of Scilly

PCC Comprehensive Income and Expenditure Statement

This statement shows the accounting cost in the years 2020/21 and 2021/22 of providing services for the Police and Crime Commissioner in accordance with generally accepted accounting practices, rather than the amount to be funded from taxation. Police and Crime Commissioners raise taxation (precepts) to cover expenditure in accordance with statutory requirements; this may be different from the accounting cost. The taxation position is shown in the Movement in Reserves Statement and the Expenditure and Funding Analysis note.

2020/21				2021/22			Notes
Gross Expenditure Restated £'000	Gross Income Restated £'000	Net Expenditure Restated £'000		Gross Expenditure £'000	Gross Income £'000	Net Expenditure £'000	
398,009	(37,056)	360,953	Chief Constable - Intra-group transaction	504,380	(80,242)	424,138	4
2,025	(4)	2,021	Office of the Police and Crime Commissioner	2,483	(24)	2,459	30
7,764	(3,872)	3,892	Commissioning	7,838	(3,816)	4,022	27
407,798	(40,932)	366,866	Net Cost of Services	514,701	(84,082)	430,619	
			Other Operating Income and Expenditure				
0	(96)	(96)	Net (Surplus)/Deficit from the Sale of Non-Current Assets	0	(413)	(413)	20.3
4,064	(2,139)	1,925	(Gain)/Loss on Revaluation of Non-Current Assets	6,514	(5,243)	1,271	20.3
0	(44,545)	(44,545)	Pensions Top Up Grant	0	(53,419)	(53,419)	PFS
			Financing and Investment Income and Expenditure				
1,284	0	1,284	Interest Payable *	1,275	0	1,275	18.2
0	(88)	(88)	Interest and Investment Income	0	(40)	(40)	18.2
3	(35)	(32)	Income and Expenditure in relation to Investment Properties and changes in their Fair Value	28	(40)	(12)	34
34	(82)	(48)	(Gain)/Loss on Financial Instruments	6	(28)	(22)	18.2
183	(90)	93	Pensions Interest *	286	(151)	135	
82,164	(4,913)	77,251	Pensions Interest - Intra-Group Transaction	91,160	(6,844)	84,316	4
			Taxation and Non-Specific Grant Income				
0	(179,459)	(179,459)	Police Grant	0	(190,771)	(190,771)	26
0	(15,461)	(15,461)	Council Tax Support Grants	0	(15,461)	(15,461)	26
0	(134,379)	(134,379)	Council Tax Precept	0	(146,533)	(146,533)	
0	(988)	(988)	Capital Grants and Contributions	0	(941)	(941)	26
884,657	0	884,657	Actuarial (Gains)/Losses on Pension Funds - Intra-Group Transaction	0	(211,717)	(211,717)	4
1,380,187	(423,207)	956,980	(Surplus)/Deficit on Provision of Services	613,970	(715,683)	(101,713)	
		1,678	(Surplus)/Deficit on Revaluation of Non-Current Assets			(7,136)	11
		2,191	Remeasurement of the Net Defined Benefit Liability (Asset)			38	32
		3,869	Other Comprehensive Income and Expenditure			(7,098)	
		960,849	Total Comprehensive Income and Expenditure			(108,811)	

* The presentation of the Comprehensive Income and Expenditure Statement has changed to show the interest on pensions separate from the interest payable line. The pensions top up grant has been moved from the Chief Constable – intra-group transaction line to a separate line.

Nicola Allen, Chief Financial Officer to the Police and Crime Commissioner 29 March 2023

Police and Crime Commissioner for Devon, Cornwall and the Isles of Scilly

Group and PCC Balance Sheet

The Balance Sheet shows the value as at 31 March 2021 and 31 March 2022 of the assets and liabilities recognised by the Group and the Police and Crime Commissioner. The net assets of the Group/Police and Crime Commissioner (assets less liabilities) are matched by the reserves held by the Group/Police and Crime Commissioner.

As at PCC £'000	31 March 2021 PCC Group £'000		As at PCC £'000	31 March 2022 PCC Group £'000	Notes
		Long Term Assets			
166,324	166,324	Land and Buildings	169,870	169,870	11
2,515	2,515	Intangible Assets	1,937	1,937	12
4,762	4,762	Surplus Assets	3,806	3,806	11
21,837	25,646	Vehicle, Plant and Equipment	23,026	26,329	11
385	385	Investment Property	574	574	34
490	490	Long Term Debtor	218	218	
3,809	0	Intra-Group Debtors	3,303	0	4
200,122	200,122	Total Long Term Assets	202,734	202,734	
		Current Assets			
18,157	18,157	Short Term Investments	21,125	21,125	18
6,100	6,100	Assets Held for Sale	6,442	6,442	16
1,804	1,804	Inventories	1,601	1,601	
4,269	26,218	Short Term Debtors	8,631	35,900	14
21,949	0	Intra-Group Debtors	27,269	0	4
9,518	9,518	Cash and Cash Equivalents	6,724	6,724	15
61,797	61,797	Total Current Assets	71,792	71,792	
		Current Liabilities			
(18,000)	(18,000)	Short Term Borrowing	(11,200)	(11,200)	
(2,879)	(39,331)	Short Term Creditors	(3,048)	(41,191)	17
(641)	(1,508)	Provisions	(1,553)	(2,074)	19
(37,319)	0	Intra-Group Creditors	(38,664)	0	4
(58,839)	(58,839)	Total Current Liabilities	(54,465)	(54,465)	
		Long Term Liabilities			
(887)	(887)	Provisions	(946)	(946)	19
(30,277)	(30,277)	Long Term Borrowing	(30,277)	(30,277)	33
(56)	(56)	Finance Lease	0	0	
(490)	(490)	Deferred Capital Receipts	(218)	(218)	
(5,677)	(316,460)	Pensions Liability - Staff	(6,370)	(294,135)	32
0	(3,958,901)	Pensions Liability - Officers	0	(3,889,665)	32
(4,269,684)	0	Intra-Group Creditors	(4,177,430)	0	4
(4,307,071)	(4,307,071)	Total Long Term Liabilities	(4,215,241)	(4,215,241)	
(4,103,991)	(4,103,991)	Net Liabilities	(3,995,180)	(3,995,180)	
		Represented by			
(4,150,080)	(4,150,080)	Unusable Reserves	(4,053,883)	(4,053,883)	20
46,089	46,089	Usable Reserves	58,703	58,703	
(4,103,991)	(4,103,991)	Total Reserves	(3,995,180)	(3,995,180)	

Nicola Allen
Chief Financial Officer to the Police and Crime Commissioner
29 March 2023

Police and Crime Commissioner for Devon, Cornwall and the Isles of Scilly

Group Cash Flow Statement

The Cash Flow Statement shows the changes in cash and cash equivalents of the Group and the Police and Crime Commissioner during the reporting period. As there is no distinction between the Group and the Police and Crime Commissioner, there is no separate statement for the Police and Crime Commissioner. The statement shows how the Group generates and uses cash and cash equivalents by classifying cash flows as operating, investing and financing activities.

The amount of net cash flows arising from operating activities is a key indicator of the way the Group has managed its cash outflows against the monies received by way of taxation, grant income and from the recipients of services provided by the Group. Investing activities represent the extent to which cash outflows have been made for resources which are intended to contribute to the Group's future service delivery. Cash flows arising from financing activities are useful in predicting claims on future cash flows by providers of capital (i.e. borrowing) to the Group.

2020/21 £'000		2021/22 £'000	Notes
72,323	Net (Surplus) or Deficit on the Provision of Services	110,004	
	Adjustments to net Surplus or Deficit on the Provision of Services for non-cash movements		
(66,770)	(Increase)/Decrease in pensions liability	(120,117)	
(14,668)	Depreciation and amortisation	(13,566)	
(567)	(Increase)/Decrease in provisions	(625)	
96	Surplus/(Loss) on sales of non-current assets	413	
(1,924)	Surplus/(Loss) on revaluation of non-current assets	(1,288)	
(7,838)	Movement in relevant assets/liabilities	17,031	
(19,348)	Net Cash (Inflows)/Outflows from Operating Activities	(8,148)	21
30,955	Investing Activities	22,082	22
(17,957)	Financing Activities	(11,140)	23
(6,350)	Net (Increase)/Decrease in Cash and Cash Equivalents	2,794	
(3,168)	Cash and Cash Equivalents at the beginning of the reporting period	(9,518)	
(9,518)	Cash and Cash Equivalents at the end of the reporting period	(6,724)	15



PCC
Office of the Police
and Crime Commissioner
Devon and Cornwall

Notes to the Financial Statements

Note 1 Accounting Policies

1. GENERAL PRINCIPLES

The statement of accounts summarises the Groups transactions for the 2021/22 financial year and its position at the year-end of 31 March 2022. The Group is required to prepare an annual statement of accounts by the Accounts and Audit Regulations 2015, which those Regulations require to be prepared in accordance with proper accounting practices. These practices under Sections 21 of the Local Government Act 2003 primarily comprise the Code of Practice on Local Authority Accounting in the United Kingdom 2021/22, supported by International Financial Reporting Standards (IFRS) and statutory guidance issued under Section 12 of the Local Government Act 2003.

The accounting convention adopted in the statement of accounts is principally historical cost modified by the revaluation for certain categories of non-current assets and financial instruments. The financial statements have been prepared with due regard to the going concern principle.

2. ACCRUALS OF INCOME AND EXPENDITURE

Activity is accounted for in the year that it takes place, not simply when cash payments are made or received. In particular:

- Revenue from contracts with service recipients, whether for services or the provision of goods, is recognised when (or as) the goods or services are transferred to the service recipient in accordance with the performance obligations in the contract.
- Supplies are recorded as expenditure when they are consumed – where there is a gap between the date supplies are received and their consumption, they are carried as inventories on the Balance Sheet.
- Expenses in relation to services received (including services provided by employees) are recorded as expenditure when the services are received rather than when payments are made.
- Interest receivable on investments and payable on borrowings is accounted for respectively as income and expenditure on the basis of the effective interest rate for the relevant financial instrument rather than the cash flows fixed or determined by the contract.
- Where revenue and expenditure have been recognised but cash has not been received or paid, a debtor or creditor for the relevant amount is recorded in the Balance Sheet. Where debts may not be settled, the balance of debtors is written down and a charge made to revenue in financing and investment income and expenditure for the income that might not be collected.

3. ACCOUNTING POLICY DEVELOPMENTS AND CHANGES

Changes in accounting policies are only made when required by proper accounting practices or if the change provides more reliable or relevant information about the effect of transactions, other events and conditions on the Group's financial position or financial performance. Where a change is made, it is applied retrospectively (unless stated otherwise) by adjusting opening balances and comparative amounts for the prior period as if the new policy had always been applied.

4. PRIOR PERIOD ADJUSTMENTS, ESTIMATES AND ERRORS

Prior period adjustments may arise as a result of a change in accounting policies or to correct a material error. Changes in accounting estimates are accounted for prospectively, i.e. in the current and future years affected by the change and do not give rise to a prior period adjustment.

Material errors discovered in prior period figures are corrected retrospectively by amending opening balances and comparative amounts for the prior period.

5. EVENTS AFTER THE REPORTING PERIOD

Events after the reporting period are those events, both favourable and unfavourable, that occur between the end of the reporting period and the date when the statement of accounts is authorised for issue. Two types of events can be identified:

- those that provide evidence of conditions that existed at the end of the reporting period – the statement of accounts is adjusted to reflect such events

Note 1 Accounting Policies Continued

- those that are indicative of conditions that arose after the reporting period – the statement of accounts is not adjusted to reflect such events. Where a category of events would have a material effect, disclosure is made in the notes of the nature of the events and their estimated financial effect.

Events taking place after the date of authorisation for issue of the audited accounts are not reflected in the statement of accounts.

6. CONTINGENT LIABILITIES

A contingent liability arises where an event has taken place that gives the Group a possible obligation whose existence can only be confirmed by the occurrence or otherwise of uncertain future events not wholly within the control of the Group.

Contingent liabilities also arise in circumstances where a provision would otherwise be made but either it is not probable that an outflow of resources will be required, or the amount of the obligation cannot be measured reliably.

Contingent liabilities are not recognised in the Balance Sheet but disclosed in a note to the accounts.

7. COUNCIL TAX

The council tax income included in the Comprehensive Income and Expenditure Statement is the Group's share of accrued income for the year. However, regulations determine the amount of council tax that must be included in the Group's General Fund. Therefore, the difference between the income included in the Comprehensive Income and Expenditure Account and the amount required by regulation to be credited to the General Fund is taken to the collection fund adjustment account and included as a reconciling item in the Movement in Reserves Statement.

The Balance Sheet includes the Group's share of the end of year balances in respect of council tax relating to arrears, impairment allowances for doubtful debts, overpayments and prepayments and appeals.

Where debtor balances for the above are identified as impaired because of a likelihood arising from a past event that payments due under the statutory arrangements will not be made, the asset is written down and a charge made to the taxation and non-specific grant income and expenditure line in the Comprehensive Income and Expenditure Account. The impairment loss is measured as the difference between the carrying amount and the revised future cash flows.

8. REVENUE EXPENDITURE FUNDED FROM CAPITAL UNDER STATUTE

Expenditure incurred during the year that may be capitalised under statutory provisions but that does not result in the creation of a non-current asset has been charged as expenditure to the relevant service in the Comprehensive Income and Expenditure Statement in the year. Where the Group has determined to meet the cost of this expenditure from existing capital resources or by borrowing, a transfer in the Movement in Reserves Statement from the General Fund balance to the Capital Adjustment Account then reverses out the amounts charged so that there is no impact on the level of council tax.

9. FOREIGN CURRENCY TRANSLATION

Where the Group has entered into a transaction denominated in a foreign currency, the transaction is converted into sterling at the exchange rate applicable on the date the transaction was effective. Where amounts in foreign currency are outstanding at the year-end, they are reconverted at the spot exchange rate at 31 March. Resulting gains or losses are recognised in the financing and investment income and expenditure line in the Comprehensive Income and Expenditure Statement.

10. GOVERNMENT GRANTS AND CONTRIBUTIONS

Whether paid on account, by instalments or in arrears, Government grants, third-party contributions and donations for personnel protective equipment from the Department of Health and Social Care are recognised as due to the Group when there is reasonable assurance that:

- the Group will comply with the conditions attached to the payments, and
- the grants or contributions will be received.

Note 1 Accounting Policies Continued

Amounts recognised as due to the Group are not credited to the Comprehensive Income and Expenditure Account until conditions attached to the grant or contribution have been satisfied. Conditions are stipulations that specify that the future economic benefits or service potential embodied in the asset in the form of the grant or contribution are required to be consumed by the recipient as specified, or future economic benefits or service potential must be returned to the transferor.

Monies advanced as grants and contributions for which conditions have not been satisfied are carried in the Balance Sheet as creditors. When conditions are satisfied, the grant or contribution is credited to the Comprehensive Income and Expenditure Account.

Where capital grants are credited to the Comprehensive Income and Expenditure Account, they are reversed out of the General Fund balance in the Movement in Reserves Statement. Where the grant has yet to be used to finance capital expenditure, it is posted to the capital grants unapplied reserve. Amounts in the capital grants unapplied reserve are transferred to the Capital Adjustment Account once they have been applied to fund capital expenditure.

11. FINANCIAL INSTRUMENTS

11.1 Financial Liabilities

Financial liabilities are recognised on the Balance Sheet when the Group becomes a party to the contractual provisions of a financial instrument and are initially measured at fair value and are carried at their amortised cost. Annual charges to the financing and investment income and expenditure line in the Comprehensive Income and Expenditure Account for interest payable are based on the carrying amount of the liability, multiplied by the effective rate of interest for the instrument. The effective interest rate is the rate that exactly discounts estimated future cash payments over the life of the instrument to the amount at which it was originally recognised.

For the borrowings that the Group has, this means that the amount presented in the Balance Sheet is the outstanding principal repayable (plus accrued interest); and interest charged to the Comprehensive Income and Expenditure Account is the amount payable for the year according to the loan agreement.

11.2 Financial Assets

Financial assets are classified based on a classification and measurement approach that reflects the business model for holding the financial assets and their cashflow characteristics. The Group holds financial assets measured at:

- amortised cost, and
- fair value through profit or loss (FVPL), and
- fair value through Other Comprehensive Income (FVOCI)

The Group's business model is to hold investments to collect contractual cash flows. Financial assets are therefore classified as amortised cost, except for those whose contractual payments are not solely payment of principal and interest (i.e. where the cash flows do not take the form of a basic debt instrument).

11.3 Financial Assets Measured at Amortised Cost

Financial assets measured at amortised cost are recognised on the Balance Sheet when the Group becomes a party to the contractual provisions of a financial instrument and are initially measured at fair value. They are subsequently measured at their amortised cost. Annual credits to the financing and investment income and expenditure line in the Comprehensive Income and Expenditure Statement for interest receivable are based on the carrying amount of the asset multiplied by the effective rate of interest for the instrument. For most of the financial assets held by the Group, this means that the amount presented in the Balance Sheet is the outstanding principal receivable (plus accrued interest) and interest credited to the Comprehensive Income and Expenditure Account is the amount receivable for the year in the loan agreement.

Any gains and losses that arise on the derecognition of a financial asset are credited or debited to the financing and investment income and expenditure line in the Comprehensive Income and Expenditure Account.

11.4 Expected Credit Loss Model

The Group recognises expected credit losses on all of its financial assets held at amortised cost (or where relevant FVOCI), either on a 12-month or lifetime basis. The expected credit loss model also applies to lease receivables and contract assets, however where appropriate the simplified approach model is used to recognise expected credit

Note 1 Accounting Policies Continued

losses for lease receivables and contract assets. Only lifetime losses are recognised for trade receivables (debtors) held by the Group.

Impairment losses are calculated to reflect the expectation that the future cash flows might not take place because the borrower could default on their obligations. Credit risk plays a crucial part in assessing losses. Where risk has increased significantly since an instrument was initially recognised, losses are assessed on a lifetime basis. Where risk has not increased significantly or remains low, losses are assessed on the basis of 12-month expected losses.

11.5 Financial Assets Measured at Fair Value through Other Comprehensive Income

Financial assets that are measured at FVOCI are recognised on the Balance Sheet when the Group becomes a party to the contractual provisions of a financial instrument and are initially measured and carried at fair value. Fair value gains and losses are recognised as they arise in other comprehensive income.

11.6 Financial Assets Measured at Fair Value through Profit or Loss

Financial assets that are measured at FVPL are recognised on the Balance Sheet when the Group becomes a party to the contractual provisions of a financial instrument and are initially measured and carried at fair value. Fair value gains and losses are recognised as they arrive in the surplus or deficit on the provision of services.

11.7 Fair Value Measurements of Financial Assets

Fair value of an asset is the price that would be received to sell an asset in an orderly transaction between market participants at the measurement date. The fair value measurements of the financial assets are provided by the Group Treasury advisors.

The inputs to the measurement techniques are categorised in accordance with the following three levels:

- Level 1 inputs: quoted prices (unadjusted) in active markets for identical assets that the Group can access at the measurement date.
- Level 2 inputs: inputs other than quoted prices included within Level 1 that are observable for the asset, either directly or indirectly.
- Level 3 inputs: unobservable inputs for the asset.

Any gains and losses that arise on the derecognition of the asset are credited or debited to the financing and investment income and expenditure line in the Comprehensive Income and Expenditure Account.

12. CASH AND CASH EQUIVALENTS

Cash is represented by cash in hand and deposits with financial institutions repayable without penalty on notice of not more than 24 hours. Cash equivalents are highly liquid investments that are held no more than three months or less from the date of acquisition and that are readily convertible to known amounts of cash with insignificant risk of change in value.

In the cash flow statement, cash and cash equivalents are shown net of bank overdrafts that are repayable on demand and form an integral part of the Group's cash management.

13. LEASES

Leases are classified as finance leases where the terms of the lease transfer substantially all the risks and rewards incidental to ownership of the property, plant or equipment from the lessor to the lessee. All other leases are classified as operating leases.

Where a lease covers both land and buildings, the land and building elements are considered separately for classification.

Arrangements that do not have the legal status of a lease but convey a right to use an asset in return for payment are accounted for under this policy where fulfilment of the arrangement is dependent on the use of specific assets.

Note 1 Accounting Policies Continued

13.1 The Group as Lessee

13.1.1 Finance Leases

Property, plant and equipment held under finance leases are recognised on the Balance Sheet at the commencement of the lease at its fair value measured at the lease's inception (or the present value of the minimum lease payments, if lower). The asset recognised is matched by a liability for the obligation to pay the lessor. Initial direct costs of the Group are added to the carrying amount of the asset. Premiums paid on entry into a lease are applied to writing down the lease liability. Contingent rents are charged as expenses in the periods in which they are incurred.

Lease payments are apportioned between:

- a charge for the acquisition of the interest in the property, plant or equipment – applied to write down the lease liability, and
- a finance charge debited to the Comprehensive Income and Expenditure Account.

Property, plant and equipment recognised under finance leases is accounted for using the policies applied generally to such assets, subject to depreciation being charged over the lease term if this is shorter than the asset's estimated useful life (where ownership of the asset does not transfer to the Group at the end of the lease period).

The Group is not required to raise council tax to cover depreciation or revaluation and impairment losses arising on leased assets. Instead, a prudent annual contribution made from revenue funds towards the deemed capital investment in accordance with statutory requirements. Depreciation and revaluation and impairment losses are therefore substituted by a revenue contribution in the General Fund balance, by way of an adjusting transaction with the Capital Adjustment Account in the Movement in Reserves Statement for the difference between the two.

13.1.2 Operating Leases

Rentals paid under operating leases are charged to the Comprehensive Income and Expenditure Account as an expense of the services benefitting from use of the leased property, plant or equipment. Charges are made on a straight-line basis over the life of the lease, even if this does not match the pattern of payment (e.g. there is a rent-free period at the commencement of the lease).

13.2 The Group as Lessor

13.2.1 Operating Leases

Where the Group grants an operating lease over a property or an item of plant or equipment, the asset is retained in the Balance Sheet. Rental income is credited to the other operating expenditure line in the Comprehensive Income and Expenditure Statement. Credits are made on a straight-line basis over the life of the lease, even if this does not match the pattern of payments (e.g. there is a premium paid at the commencement of the lease).

14. JOINT OPERATIONS

The Group participates in a number of partnership activities. These arrangements involve the Group carrying out activities relevant to their own functions jointly with others. The Group accounts for only its share of the jointly controlled assets; and for the liabilities, expenses and income that the Group incurs with respect to their interest in the partnerships.

15. OVERHEADS AND SUPPORT SERVICES

The cost of overheads and support services are charged to service segments in accordance with the Group's arrangements for accountability and financial performance.

16. EMPLOYEE BENEFITS

16.1 Benefits Payable during Employment

Short term employee benefits are those due to be settled wholly within 12 months of the year end. They include such benefits as wages and salaries, paid annual leave and paid sick leave, bonuses and non-monetary benefits (e.g.

Note 1 Accounting Policies Continued

cars) for current employees and are recognised as an expense for services in the year in which employees render service to the Group. An accrual is made for the cost of holiday entitlements (or any form of leave, e.g. time off in lieu) earned by employees but not taken before the year end that employees can carry forward into the next financial year. The accrual is made at the wage and salary rates applicable in the following accounting year, being the period in which the employee takes the benefit. The accrual is charged to the surplus or deficit on the provision of services, but then reversed out through the Movement in Reserves Statement to the accumulated absences account so that holiday entitlements are charged to revenue in the financial year in which the holiday absence occurs.

16.2 Termination Benefits

Termination benefits are amounts payable as a result of a decision by the Police and Crime Commissioner or Chief Constable to terminate an employee's employment before the normal retirement date. The amount is charged on an accruals basis to the Comprehensive Income and Expenditure Statement when the Police and Crime Commissioner or Chief Constable is demonstrably committed to the termination of the employment of an employee. Where termination benefits involve the enhancement of pensions, statutory provisions require the General Fund balance to be charged with the amount payable by the Group to the pension fund or pensioner in the year, not the amount calculated according to the relevant accounting standards (this only applies to compulsory redundancies).

In the Movement in Reserves Statement, appropriations are required to and from the pensions reserve to remove the notional debits and credits for pension enhancement termination benefits and replace them with debits for the cash paid to the pension fund and pensioners and any such amounts payable but unpaid at the year end.

16.3 Post-Employment Benefits

Employees of the Police and Crime Commissioner are members of the Local Government Pensions Scheme (CARE).

Employees of the Chief Constable are members of four separate pension schemes:

- The Police Officer 1987 Scheme (PPS)
- The Police Officer 2006 Scheme (NPPS)
- The Police Officer 2015 Scheme (CARE)
- The Local Government Pensions Scheme (CARE)

All schemes provide defined benefits to members (retirement lump sums and pensions), earned as employees who worked for the Group.

16.3.1 Police Officers' Pension Schemes

All Police Officers' Pension Schemes are accounted for as defined benefits schemes.

The liabilities of the Police Officers' Pension Schemes are included in the Balance Sheet on an actuarial basis using the projected unit method, i.e. an assessment of the future payments that will be made in relation to retirement benefits earned to date by employees, based on assumptions about mortality rates, employee turnover rates etc., and projected earnings for current employees.

An estimate of the employer's future cashflows is made using notional cashflows based on the estimated duration of all Police Schemes. These estimated cashflows are then used to derive a Single Equivalent Discount Rate (SEDR). The discount rate derived is such that the net present value of the notional cashflows, discounted at this single rate, equates to the net present value of the cashflows, discounted using the annualised Merrill Lynch AA rated corporate bond yield curve (where the spot curve is assumed to be flat beyond the 30 year point).

16.3.2 The Local Government Pension Scheme

The Local Government Pension Scheme is accounted for as a defined benefits scheme.

An estimate of the Employer's future cashflows is made using notional cashflows based on the estimated duration of the past service liability. These estimated cashflows are then used to derive a Single Equivalent Discount Rate (SEDR). The discount rate derived is such that the net present value of the notional cashflows, discounted at this single rate, equates to the net present value of the cashflows, discounted using the annualised Merrill Lynch AA rated corporate bond yield curve (where the spot curve is assumed to be flat beyond the 30 year point).

Note 1 Accounting Policies Continued

The assets of the Devon County Council pension fund attributable to the Group are included in the Balance Sheet at their fair value:

- quoted securities - current bid price
- unquoted securities - professional estimate
- unitised securities - current bid price
- property securities - current bid price
- property - market value

16.3.3 Net Pensions Liability Analysed

The change in the net pension's liability for the Pension Schemes is analysed into the following components:

Service cost comprising:

- current service cost - the increase in liabilities as a result of years of service earned this year – allocated in the Comprehensive Income and Expenditure Statement to the services for which the employees worked.
- past service cost – the increase in liabilities as a result of a scheme amendment or curtailment whose effect relates to years of service earned in earlier years - debited to the surplus or deficit on the provision of services in the Comprehensive Income and Expenditure Statement.
- net interest on the net defined benefit liability (asset), i.e. net interest expense for the Group - the change during the period in the net defined benefit liability (asset) that arises from the passage of time charged to the financing and investment income and expenditure line of the Comprehensive Income and Expenditure Statement. This is calculated by applying the discount rate used to measure the defined benefit obligation at the beginning of the period to the net defined benefit liability (asset) at the beginning of the period and taking into account any changes in the net defined benefit liability (asset) during the period as a result of contribution and benefit payments.

Remeasurements comprising:

The return on plan assets excludes the amounts included in net interest on the net defined benefit liability (asset) which is charged to the pensions reserve as other Comprehensive Income and Expenditure. This is only applicable to the Local Government Pension Scheme.

Actuarial gains and losses are changes in the net pensions liability that arise because events have not coincided with assumptions made at the last actuarial valuation or because the actuaries have updated their assumptions. These changes are charged to the pensions reserve as other Comprehensive Income and Expenditure.

Benefits paid (only applicable to the Police Officer Pension Schemes):

- cash paid to pensioners including injury pension payments.

Contributions paid (only applicable to the Local Government Pension Scheme):

- cash paid as employer's contributions to the pension fund in settlement of liabilities; not accounted for as an expense.

16.3.4 Police Officers' Injury Benefits

The Group makes payment under the Police Injury Benefits Regulations. These payments are accounted for in the same way as payments under the main police officers' pension schemes. The figures are included within the unfunded pension calculation as the injury benefits may be financially significant with volatile actuarial gains and losses. These have been estimated by the independent actuary.

16.3.5 Impact on Reserves

In relation to retirement benefits, statutory provisions require the General Fund balance to be charged with the amount payable by the Group to the pension fund in the year, not the amount calculated according to the relevant accounting standards. In the Movement of Reserves Statement, this means that there are transfers to and from the pensions reserve to remove the notional debits and credits for retirement benefits and replace them with debits for the cash paid to the pension fund and pensioners and any such amounts payable but unpaid at the year end. The negative balance that arises on the pensions reserve thereby measures the beneficial impact to the General Fund of being

Note 1 Accounting Policies Continued

required to account for retirement benefits on the basis of cash flows rather than as benefits are earned by employees.

16.4 Discretionary Benefits

The Group also has restricted powers to make discretionary awards of retirement benefits in the event of early retirements. Any liabilities estimated to arise as a result of an award to any member of staff are accrued in the year of the decision to make the award and accounted for using the same policies as are applied to the Local Government Pension Scheme.

17. PROVISIONS

Provisions are made where an event has taken place that gives the Group a legal or constructive obligation that probably requires settlement by a transfer of economic benefits or service potential, and a reliable estimate can be made of the amount of the obligation.

Provisions are charged as an expense to the appropriate service line in the Comprehensive Income and Expenditure Statement when the Group has an obligation and are measured at the best estimate at the Balance Sheet date of the expenditure required to settle the obligation taking into account the relevant risks and uncertainties.

When payments are eventually made, they are charged to the provision carried in the Balance Sheet. Estimated settlements are reviewed at the end of each financial year. Where it becomes less than probable that a transfer of economic benefits will now be required (or a lower settlement than anticipated is made), the provision is reversed (or reduced) and credited back to the Comprehensive Income and Expenditure Statement.

Where some or all of the payment required to settle a provision is expected to be recovered from another party (e.g. from an insurance claim), this is only recognised as the income for the relevant service if it is virtually certain that the reimbursement will be received if the Group settles the obligation.

Provision is made for termination payments due to staff resulting from restructuring when the Group has raised a valid expectation to the staff affected that it will carry out restructuring by starting to implement a particular restructuring plan or announcing its main features to those affected by it. Each element of any Force restructuring plan will be treated separately and provision made of the estimated termination payments as and when each element of the plan is announced.

18. RESERVES

The Group sets aside specific amounts as reserves for future policy purposes or to cover contingencies. Reserves are created by transferring amounts out of the General Fund balance. When expenditure to be financed from a reserve is incurred, it is charged to the appropriate service in that year to score against the surplus or deficit on the provision of services in the Comprehensive Income and Expenditure Statement. The reserve is then transferred back to the General Fund balance so that there is no net charge against council tax for the expenditure.

Certain reserves are kept to manage the accounting processes for non-current assets, financial instruments, local taxation, retirements and employee benefits and do not represent usable resources for the Group – these reserves are explained in the relevant policies.

19. PROPERTY, PLANT AND EQUIPMENT

Assets that have physical substance and are held for use in the supply of services or for administrative purposes and that are expected to be used during more than one financial year are classified as property, plant and equipment.

19.1 Recognition

Expenditure on the acquisition, creation or enhancement of property, plant and equipment is capitalised on an accruals basis, provided that it is probable that the future economic benefits or service potential associated with the item will flow to the Group for more than one year and the cost of the item can be measured reliably. Expenditure that maintains but does not add to an asset's potential to deliver future economic benefits or service potential (i.e. repairs and maintenance) is charged as an expense as it is incurred.

Note 1 Accounting Policies Continued

19.2 Measurement

Assets are initially measured at cost, comprising:

- the purchase price
- any costs attributable to bringing the asset to the location and condition necessary for it to be capable of operating in the manner intended by management.

The Group does not capitalise borrowing costs incurred whilst the assets are under construction.

Donated assets are measured initially at fair value. The difference between fair value and any consideration paid is credited to the taxation and non-specific grant income and expenditure line of the Comprehensive Income and Expenditure Statement, unless the donation has been made conditionally. Until conditions are satisfied, the gain is held in the donated assets account. Where gains are credited to the Comprehensive Income and Expenditure Statement, they are reversed out of the General Fund balance to the Capital Adjustment Account in the Movement in Reserves Statement.

Assets are then carried in the Balance Sheet using the following measurement bases:

- | | | |
|---|---|---|
| • operational specialised property | - | depreciated replacement cost (DRC) |
| • operational non-specialised property assets | - | existing use value |
| • assets under construction | - | historical cost |
| • non-property assets | - | depreciated historical cost |
| • surplus assets | - | fair value, estimated at highest and best use from a market participant's perspective |

Property assets included in the Balance Sheet at current value are revalued sufficiently regularly to ensure that their carrying amount is not materially different from their current value at the year end but as a minimum every three years. Increases in valuations are matched by credits to the Revaluation Reserve to recognise unrealised gains.

(Exceptionally, gains might be credited to the surplus or deficit on the provision of services where they arise from the reversal of a loss previously charged to a service.)

Where decreases in value are identified, they are accounted for by:

- where there is a balance of revaluation gains for the asset in the Revaluation Reserve, the carrying amount of the asset is written down against that balance (up to the amount of the accumulated gains)
- where there is no balance in the Revaluation Reserve or an insufficient balance, the carrying amount of the asset is written down against the relevant service line(s) in the Comprehensive Income and Expenditure Statement.

19.3 Impairment

Assets are assessed at each year end as to whether there is any indication that an asset may be impaired. Where indications exist and any possible differences are estimated to be material the recoverable amount of the asset is estimated and, where this is less than the carrying amount of the asset, an impairment loss is recognised for the shortfall.

Where impairment losses are identified, they are accounted for by:

- where there is a balance of revaluation gains for the asset in the Revaluation Reserve, the carrying amount of the asset is written down against that balance (up to the amount of the accumulated gains)
- where there is no balance in the Revaluation Reserve or an insufficient balance, the carrying amount of the asset is written down against the relevant services line(s) in the Comprehensive Income and Expenditure Statement.

Where an impairment loss is reversed subsequently, the reversal is credited to the relevant service line(s) in the Comprehensive Income and Expenditure Statement, up to the amount of the original loss, adjusted for depreciation that would have been charged if the loss had not been recognised.

Note 1 Accounting Policies Continued

19.4 Depreciation

Depreciation is provided for all property, plant and equipment assets by the systematic allocation of their depreciable amounts over their useful lives. An exception is made for assets without a determinable finite useful life (i.e. freehold land) and assets that are not yet available for use (i.e. assets under construction).

Depreciation is calculated on the following bases:

- Vehicles – are depreciated monthly, using the straight-line allocation, over the forecast useful life of the vehicle and the depreciation in the first year will reflect the number of months that the vehicle has been registered.
- Land and Buildings – the useful life of each building is assessed by the valuer and depreciated, using the straight-line allocation, from the first of the month of acquisition; the land value is not depreciated. Where an asset comprises two or more major components with substantially different useful lives, each component is accounted for separately.
- Enhancements/Adaptions to leasehold buildings – are depreciated monthly, using the straight-line allocation, over the life of the lease.
- Information and Communications Technology – depreciation is charged monthly, using the straight-line allocation, from the first of the month of acquisition starting in the year of acquisition. The asset life of individual groups of assets has been assessed and each group is depreciated individually according to asset life.
- Plant and Equipment – these assets are given specific asset lives and are depreciated monthly, using the straight-line allocation.

Revaluation gains are also depreciated, with an amount equal to the difference between current value depreciation charged on assets and the depreciation that would have been chargeable based on their historical cost being transferred each year from the Revaluation Reserve to the Capital Adjustment Account.

19.5 Disposals

When an asset is disposed of or decommissioned, the carrying amount of the asset in the Balance Sheet (whether property, plant, equipment and vehicles or assets held for sale) is written off to the other operating expenditure line in the Comprehensive Income and Expenditure Statement as part of the gain or loss on disposal. Receipts from disposals are (if any) credited to the same line in the Comprehensive Income and Expenditure Statement also as part of the gain or loss on disposal (i.e. netted off against the carrying value of the asset at the time of disposal). Any revaluation gains accumulated for the asset in the Revaluation Reserve are transferred to the Capital Adjustment Account.

Amounts received for a disposal in excess of £10k are categorised as capital receipts. Receipts are credited to the usable Capital Receipts Reserve and used for new capital investment. Receipts are appropriated to the reserve from the General Fund balance in the Movement in Reserves Statement.

The written off value of disposals is not charged against council tax as the cost of non-current assets is fully provided for under separate arrangements for capital financing. Amounts are appropriated to the Capital Adjustment Account from the General Fund balance in the Movement in Reserves Statement.

19.6 Non-Current Assets Held for Sale

When it becomes probable that the carrying amount of an asset will be recovered principally through a sale transaction rather than through its continuing use, it is reclassified as an asset held for sale. The asset is revalued when reclassified and then carried at the lower of this amount and fair value less costs to sell. Where there is a subsequent decrease to fair value less costs to sell, the loss is posted to the other operating expenditure line in the Comprehensive Income and Expenditure Statement. Gains in fair value are recognised only up to the amount of any previous losses recognised in the surplus or deficit on the provision of services. Depreciation is not charged on assets held for sale.

If assets no longer meet the criteria to be classified as assets held for sale, they are reclassified back to non-current assets and valued at the lower of their carrying amount before they were classified as held for sale; adjusted for

Note 1 Accounting Policies Continued

depreciation, amortisation or revaluations that would have been recognised had they not been classified as assets held for sale and their recoverable amount at the date of the decision not to sell.

19.7 Surplus Assets

Non-current assets which are surplus to service needs, but which do not meet the criteria required to be classified as investment property, or asset held for sale are classified as surplus assets within property, plant and equipment. Surplus assets can be categorised as either non-current assets or current assets, depending on their nature. These assets are depreciated.

20. INTANGIBLE ASSETS

Expenditure on non-monetary assets that do not have physical substance but are controlled by the Group as a result of past events (e.g. software licences) is capitalised when it is expected that future economic benefits or service potential will flow from the intangible asset to the Group.

20.1 Measurement

Intangible assets are measured initially at cost. Amounts are only revalued where the fair value of the assets held by the Group can be determined by reference to an active market. In practice, no intangible asset held by the Group meets this criterion, and they are therefore carried at amortised cost.

20.2 Amortisation

The depreciable amount of an intangible asset is amortised over its useful life and charged to the Comprehensive Income and Expenditure Statement.

20.3 Impairment

An asset is tested for impairment whenever there is an indication that the asset might be impaired - any losses recognised are posted to the Comprehensive Income and Expenditure Statement. Any gain or loss arising on the disposal or abandonment of an intangible asset is posted to other operating expenditure in the Comprehensive Income and Expenditure Statement.

20.4 Accounting

Where expenditure on intangible assets qualifies as capital expenditure for statutory purposes, amortisation, impairment losses and disposal gains and losses are not permitted to have an impact on the General Fund balance. The gains and losses are therefore reversed out of the General Fund balance in the Movement in Reserves Statement and posted to the Capital Adjustment Account.

21. VAT

VAT payable is included as an expense only to the extent that it is not recoverable from HMRC. VAT receivable is excluded from income.

22. INVENTORIES

Inventories are included in the Balance Sheet at the lower of cost and net realisable value. The cost of inventories is assigned using an average cost formula.

23. LONG TERM CONTRACTS

Long term contracts are accounted for on the basis of charging the surplus or deficit on the provision of services with the consideration allocated to the performance obligations satisfied based on the goods or services transferred to the service recipient during the financial year.

24. EXCEPTIONAL ITEMS

When items of expenditure are outside the normal type of expenditure incurred by the Group they will be disclosed separately on the face of the Comprehensive Income and Expenditure Statement if they are material, and a separate disclosure would be made to aid the understanding of the Group's financial performance.

Note 1 Accounting Policies Continued

25. CHARGES TO REVENUE NON-CURRENT ASSETS

The Comprehensive Income and Expenditure Statement is debited with the following amounts to record the real cost of holding non-current assets during the year:

- depreciation attributable to the assets used by the relevant service
- revaluation and impairment losses on assets used by the service where there are no accumulated gains in the Revaluation Reserve against which the losses can be written off
- amortisation of intangible assets attributable to the service.

The Group is not required to raise council tax to fund depreciation, revaluation and impairment losses or amortisation. However, it is required to make an annual contribution from revenue to contribute towards the reduction in its overall borrowing requirement (equal to an amount calculated on a prudent basis determined by the Group in accordance with statutory guidance). Depreciation, revaluation and impairment losses and amortisation are therefore replaced by the contribution in the General Fund balance, by way of an adjusting transaction with the Capital Adjustment Account in the Movement in Reserves Statement for the difference between the two.

26. INVESTMENT PROPERTY

Investment properties are those that are used solely to earn rentals and/or for capital appreciation. The definition is not met if the property is used in any way to facilitate the delivery of services or production of goods or is held for sale.

Investment properties are measured initially at cost and subsequently at fair value, being the price that would be received to sell such an asset in an orderly transaction between market participants at the measurement date. As a non-financial asset, investment properties are measured at highest and best use. Properties are not depreciated but are revalued annually according to market conditions at the year-end. Gains and losses on revaluation are posted to the financing and investment income and expenditure line in the Comprehensive Income and Expenditure Statement. The same treatment is applied to gains and losses on disposal.

Rentals received in relation to investment properties are credited to the financing and investment income line and result in a gain for the General Fund balance. However, revaluation and disposal gains and losses are not permitted by statutory arrangements to have an impact on the General Fund balance. The gains and losses are therefore reversed out of the General Fund balance in the Movement in Reserves Statement and posted to the Capital Adjustment Account and (for any sale proceeds greater than £10k) the Capital Receipts Reserve.

27. FAIR VALUE MEASUREMENT OF NON-FINANCIAL ASSETS

The Group's accounting policy for fair value measurement of financial assets is set out in the note to the accounts. The Group also measures some of its non-financial assets such as surplus assets and investment properties at fair value at each reporting date. Fair value is the price that would be received to sell an asset in an orderly transaction between market participants at the measurement date. The fair value measurement assumes that the transaction to sell the asset takes place either:

- a) in the principal market for the asset, or
- b) in the absence of a principal market, in the most advantageous market for the asset.

The Group measures the fair value of an asset using the assumptions that market participants would use when pricing the asset, assuming that market participants act in their economic best interest.

When measuring the fair value of a non-financial asset, the Group takes into account a market participant's ability to generate economic benefits by using the asset in its highest and best use or by selling it to another market participant that would use the asset in its highest and best use.

The Group's valuers use valuation techniques that are appropriate in the circumstances and for which sufficient data is available, maximising the use of relevant observable inputs and minimising the use of unobservable inputs.

Inputs to the valuation techniques in respect of assets for which fair value is measured or disclosed in the Group's financial statements are categorised within the fair value hierarchy, as follows:

- Level 1 – quoted prices (unadjusted) in active markets for identical assets that the Group can access at the measurement date

Note 1 Accounting Policies Continued

- Level 2 – inputs other than quoted prices included within Level 1 that are observable for the asset, either directly or indirectly
- Level 3 – unobservable inputs for the asset.

28. DONATED INVENTORIES

Where inventories are acquired through a non-exchange transaction, their cost is deemed to be their fair value as at the date of acquisition. In the event that the inventories are not distributed, they are recognised in the donated inventories account. When inventories are distributed, the carrying amount of those inventories are recognised as an expense in the period when distribution occurred.

Note 2 Accounting Standards Issued, Not Adopted

Appendix C of the CIPFA code requires Local Authorities to disclose information relating to the impact of an accounting change that will be required by a new standard that has been issued but not yet adopted by the Code for the relevant financial year. Standards that fall into this category are:

- Interest Rate Benchmark Reform: Amendments to IFRS 9, IAS 39 and IFRS 7.
- Interest Rate Benchmark Reform – Phase 2: Amendments to IFRS 9, IAS 39 and IFRS 7, IFRS 4 and IFRS 16.

All of these standards have been incorporated in the Code from 2021/22. However, none have material impact for the Group and none warrant disclosure in these accounts.

IFRS 16 Leases is an accounting standard that was due to be implemented on the 1 April 2020. However, it has been delayed nationally to 1 April 2024 following a consultation that took place in March 2022. The new IFRS introduces a single lessee accounting model that results in a more faithful representation of a lessee's assets and liabilities and, together with enhanced disclosures, will provide greater transparency of a lessee's financial leverage and capital employed.

Note 3 Critical Judgements in Applying Accounting Policies

In applying the accounting policies set out in Note 1, the Police and Crime Commissioner has had to make certain judgements about complex transactions or those involving uncertainty about future events. The critical judgements in the Statement of Accounts are:

- The Police and Crime Commissioner Group has had to make judgements about the allocation of expenditure between the Police and Crime Commissioner and the Chief Constable. The basis adopted was arrived at after considering the CIPFA Service Reporting Code of Practice and the Police Reform and Social Responsibility Act. Further detail is shown in Note 4.
- Estimation of the pension element of the provision (set out above) is on the basis of apportionment of the total actuarially assessed liability for future pensions benefits for the Group between the two corporate bodies on the basis of current cashflows.

Note 4 The Police and Crime Commissioner as an Accounting Entity

The Police and Crime Commissioner is part of an accounting group along with the Chief Constable (referred to as the PCC Group). The accounting recognition of the Group's assets, liabilities and reserves reflects the powers and responsibilities of the Police and Crime Commissioner and the Chief Constable as designated by the Police Reform and Social Responsibility Act 2011 and the Revised Home Office Financial Management Code of Practice for the Police Service, England and Wales 2018. This accounting treatment is also underpinned by the relationships as defined by local regulations, local agreement and practice.

The Police and Crime Commissioner receives all government funding and income, and the Chief Constable does not hold any cash or reserves. When the Police and Crime Commissioner's resources are consumed at the request of the Chief Constable all payments are made by the Police and Crime Commissioner from the Police Fund and no cash movements occur between the two bodies. The Police and Crime Commissioner's Balance Sheet reflects the continuing requirement on an elected policing body, as required under the Police Reform and Social Responsibility Act 2011, to provide funds to the Chief Constable from the Police Fund for the payment of assets and liabilities. It is reasonable to expect that should the Police and Crime Commissioner Group be required to settle future liabilities, then settlement would result in an outflow of resources from the Police and Crime Commissioner.

For accounting and regulatory purposes, the Police and Crime Commissioner and the Chief Constable are classed as Local Authorities and are covered by the CIPFA Code of Practice for Local Authority Accounting 2021/22.

The financial consequences of the activity under the control of the Chief Constable are shown in the Chief Constable's single entity accounts which are published separately. As the Chief Constable does not hold reserves, the Chief Constable's Comprehensive Income and Expenditure Statement shows the gross cost of policing which is offset by intra-group adjustments to reflect the payments and accruals made by the Police and Crime Commissioner at the request of the Chief Constable. The result of these adjustments is that the Chief Constable has a nil balance on his General Fund. The intra-group adjustments are mirrored in the Police and Crime Commissioner's Accounts. The intra-group transactions are summarised in the table below.

All of the assets and liabilities and reserves of the Police and Crime Commissioner Group with the following exceptions are recognised on the Police and Crime Commissioner's Balance Sheet. The exceptions are:

- Employment liabilities for officers and staff under the direction of the Chief Constable are recognised on the Chief Constable's Balance Sheet. The liability in the Chief Constable's Balance Sheet for these items is offset by a long term debtor reflecting the Police and Crime Commissioner's responsibility to provide funds from the Police Fund each year to enable the Chief Constable to administer the police pensions.
- Certain categories of long term and current assets are shown on the Chief Constable's Balance Sheet. These assets are offset in the Balance Sheet by a long term and short term creditor respectively.
- Certain categories of current liabilities are shown on the Chief Constable's Balance Sheet. These liabilities are offset in the Balance Sheet by a short term debtor.

Police and Crime Commissioner for Devon, Cornwall and the Isles of Scilly

Note 4 The Police and Crime Commissioner as an Accounting Entity Continued

Intra-Group Transactions	2020/21		2021/22	
	Chief Constable £'000	Police and Crime Commissioner £'000	Chief Constable £'000	Police and Crime Commissioner £'000
Comprehensive Income and Expenditure Statements				
Net Cost of Policing	(316,408)	316,408	(370,719)	370,719
Pensions Interest Cost - Intra-Group Transaction	(77,251)	77,251	(84,316)	84,316
Actuarial (Gains)/Losses on Pensions Funds - Intra-Group Transaction	(884,657)	884,657	211,717	(211,717)
Balance Sheet				
Non-Current Assets/Liabilities				
Pensions Liabilities	(4,269,684)	0	(4,177,430)	0
Pensions Liabilities - Intra-Group Debtor	4,269,684	0	4,177,430	0
Pensions Liabilities - Intra-Group Creditor	0	(4,269,684)	0	(4,177,430)
ICT and Equipment Assets	3,809	0	3,303	0
ICT and Equipment - Intra-Group Creditor	(3,809)	0	(3,303)	0
ICT and Equipment - Intra-Group Debtor	0	3,809	0	3,303
Current Assets/Liabilities				
Current Liabilities	(37,319)	0	(38,664)	0
Current Liabilities - Intra-Group Debtors	37,319	0	38,664	0
Current Liabilities - Intra-Group Creditors	0	(37,319)	0	(38,664)
Current Assets	21,949	0	27,269	0
Current Assets - Intra-Group Creditors	(21,949)	0	(27,269)	0
Current Assets - Intra-Group Debtors	0	21,949	0	27,269
Unusable Reserves				
Intra-Group Transactions	0	(4,281,245)	0	(4,185,522)

When the Balance Sheets for the two corporate bodies are consolidated into the Group Balance Sheet these intra-group transactions are eliminated.

Note 5 Events after the Reporting Period

The draft Statement of Accounts were authorised for issue on 13 June 2022. Events taking place after this date are not reflected in the financial statements or notes. Where events taking place before this date provided information about conditions existing at 31 March 2022, the figures in the financial statements and notes have been adjusted in all material respects to reflect the impact of this information.

Note 6 Assumptions Made about the Future and Other Major Sources of Estimation and Uncertainty

The Statement of Accounts contains estimated figures that are based on assumptions made by the Police and Crime Commissioner Group about the future or that are otherwise uncertain. Estimates are made by taking into account historical experience, current trends and other relevant factors. However, because balances cannot be determined with certainty, actual results could be materially different from the assumptions and estimates. The items in the Group Balance Sheet at 31 March 2022 for which there is a significant risk of material adjustment in the forthcoming financial year are as follows:

Note 6 Assumptions Made about the Future and Other Major Sources of Estimation and Uncertainty Continued

6.1 Pensions Liability

Uncertainties

Estimation of the net liability to pay pensions depends on a number of complex judgements relating to the discount rate used, the rate at which salaries and pensions are projected to increase, changes in retirement ages, mortality rates and expected returns on pension fund assets. Pension fund assets (relevant in the case of the Local Government Pension Scheme) are measured at fair value which requires reference to the market conditions held at the measurement date. As a result of the COVID-19 pandemic, the market has been subject to volatility during 2020/21 and 2021/22, however markets have continued trading and information was available to measure the fund assets at the measurement date. A firm of consulting actuaries is engaged to provide expert advice about the assumptions to be applied.

Valuation Assumption

The assumptions recommended by the actuaries have been considered and approved for use in the valuing of the pension liabilities. These assumptions are set out in the Defined Benefit Pension Schemes Note.

A remedy process to resolve the age discrimination of the pension changes resulting from the reform of public service pension schemes has been published by HM Treasury. The Treasury has confirmed that: legacy schemes would be closed from 31 March 2022; a remedy has been introduced for the period 2015-2022 based on a deferred choice underpin basis; and eligibility criteria for members to access the remedy. From 1 April 2022, members are assumed to accrue benefits in the career average revalued earnings (CARE) scheme. The estimated impact of McCloud/Sargeant has been factored into the IAS19 pension valuations estimates since 2018/19. These estimates have evolved as assumptions underpinning them have evolved.

Settlement and curtailment events are assumed to be material and are remeasured using current assumptions and the fair value of plan assets at the time of the event.

Effect if Actual Results Differ from Assumptions

The effects on the net pension's liability of changes in individual assumptions are shown in the Defined Benefit Pension Schemes Note.

Police and Crime Commissioner for Devon, Cornwall and the Isles of Scilly

Note 7 Expenditure and Funding Analysis

The expenditure and funding analysis shows how annual expenditure is used and funded from resources (government grants and council tax) by the Police and Crime Commissioner Group in comparison with those resources consumed or earned by the Police and Crime Commissioner Group in accordance with accounting practices. It also shows how this expenditure is allocated for decision making purposes. Income and expenditure accounted for under generally accepted accounting practices is presented more fully in the Comprehensive Income and Expenditure Statement (CIES).

2021/22*						Adjustments between the Funding and Accounting Basis			Intra-Group Funding	Total
Adjustments from General Fund to arrive at the Comprehensive Income and Expenditure Statement amounts	Outturn	Adjustments	Net Expenditure Chargeable to the General Fund	Adjustments between the Funding and Accounting Basis	Net Expenditure in the CIES	Adjustments for Capital Purposes	Net Change for Pensions Adjustments	Other Differences		
	£'000	£'000	£'000	£'000	£'000	(Note 7.1) £'000	(Note 7.2) £'000	(Note 7.3) £'000	£'000	£'000
Chief Constable	342,468	(11,666)	330,802	93,336	424,138	5,927	88,566	(1,157)	(93,336)	0
Office for the Police and Crime Commissioner	1,963	0	1,963	496	2,459	2	519	(25)	93,336	93,832
Commissioning	4,089	0	4,089	(67)	4,022	0	0	(67)	0	(67)
Net Cost of Services	348,520	(11,666)	336,854	93,765	430,619	5,929	89,085	(1,249)	0	93,765
Other Operating Income and Expenditure	0	0	0	(52,544)	(52,544)	875	(53,419)	0	0	(52,544)
Financing and Investment Income and Expenditure	1,212	0	1,212	84,423	85,635	0	84,451	(28)	0	84,423
Taxation and Non-Specific Grant Income	(349,732)	0	(349,732)	(3,974)	(353,706)	(941)	0	(3,033)	0	(3,974)
Difference between General Fund (Surplus) or Deficit and CIES Surplus or Deficit on the Provision of Services	0	(11,666)	(11,666)	121,670	110,004	5,863	120,117	(4,310)	0	121,670
Opening Revenue Reserve Balance as at 31 March 2021	46,089									
Less/Plus Surplus or (Deficit) on the General Fund in Year	11,666									
Closing Revenue Reserve Balance as at 31 March 2022	57,755									

* The presentation of this note has been updated to include more detail to aid the understanding of the relationship between the outturn and the Comprehensive Income and Expenditure Statement. The reserves reconciliation has also been updated to show the total general fund reserves rather than the general fund reserve only.

Police and Crime Commissioner for Devon, Cornwall and the Isles of Scilly

Note 7 Expenditure and Funding Analysis Continued

2020/21*						Adjustments between the Funding and Accounting Basis			Intra-Group Funding	Total
Adjustments from General Fund to arrive at the Comprehensive Income and Expenditure Statement amounts	Outturn	Adjustments	Net Expenditure Chargeable to the General Fund	Adjustments between the Funding and Accounting Basis	Net Expenditure in the CIES	Adjustments for Capital Purposes	Net Change for Pensions Adjustments	Other Differences		
	£'000	£'000	£'000	£'000	£'000	(Note 7.1) £'000	(Note 7.2) £'000	(Note 7.3) £'000	£'000	£'000
Chief Constable	325,506	(2,691)	322,815	38,138	360,953	8,629	33,663	(4,154)	(38,138)	0
Office for the Police and Crime Commissioner	1,716	0	1,716	305	2,021	(7)	307	5	38,138	38,443
Commissioning	3,892	0	3,892	0	3,892	0	0	0	0	0
Net Cost of Services	331,114	(2,691)	328,423	38,443	366,866	8,622	33,970	(4,149)	0	38,443
Other Operating Income and Expenditure	0	0	0	(42,716)	(42,716)	1,829	(44,545)	0	0	(42,716)
Financing and Investment Income and Expenditure	1,163	0	1,163	77,296	78,459	0	77,344	(48)	0	77,296
Taxation and Non-Specific Grant Income	(332,277)	0	(332,277)	1,991	(330,286)	(988)	0	2,979	0	1,991
Difference between General Fund (Surplus) or Deficit and CIES Surplus or Deficit on the Provision of Services	0	(2,691)	(2,691)	75,014	72,323	9,463	66,769	(1,218)	0	75,014
Opening Revenue Reserve Balance as at 31 March 2020	43,398									
Less/Plus Surplus or (Deficit) on the General Fund in Year	2,691									
Closing Revenue Reserve Balance as at 31 March 2021	46,089									

* The presentation of this note has been updated to include more detail to aid the understanding of the relationship between the outturn and the Comprehensive Income and Expenditure Statement. The reserves reconciliation has also been updated to show the total general fund reserves rather than the general fund reserve only.

Police and Crime Commissioner for Devon, Cornwall and the Isles of Scilly

Note 7 Expenditure and Funding Analysis Continued

7.1 Adjustment for Capital Purposes

This column deducts the depreciation, amortisation, minimum revenue provision, finance lease, revenue contributions, and impairment and revaluation gains and losses in the services line, and for:

- **Other operating expenditure** - adjusts for capital disposals with a transfer of income on disposals of assets and the amounts written off for those assets.
- **Taxation and non-specific grant income and expenditure** – capital grants are adjusted for income not chargeable under generally accepted accounting practices. Revenue grants are adjusted from those receivable in the year to those receivable without conditions or for which conditions were satisfied throughout the year. The taxation and non-specific grant income and expenditure line is credited with capital grants receivable in the year without conditions or for which conditions were satisfied in the year.

7.2 Net Change for Pensions' Adjustments

Net change for the removal of pension contributions and the addition of IAS 19 Employee Benefits pension related expenditure and income:

- **For services** – this represents the removal of the employer pension contributions made by the Group as allowed by statute and the replacement with current service costs and past service costs.
- **For financing and investment income and expenditure** – the net interest on the defined benefit liability is charged to the Comprehensive Income and Expenditure Statement.

7.3 Other Differences

Other differences between amounts debited/credited to the Comprehensive Income and Expenditure Statement and the amounts payable/receivable to be recognised under statute:

- **For financing and investment income and expenditure** the other difference column recognises adjustments to the General Fund that do not fall into one of the above categories, such as gains/losses on financial instruments.
- The charge under **taxation and non-specific grant income and expenditure** represents the difference between what is chargeable under statutory regulations for council tax that was projected to be received at the start of the year and the income recognised under generally accepted accounting policies in the code. This is a timing difference as any difference will be brought forward in future surpluses or deficits on the collection fund.
- Accumulated absences that have been accrued for absences earned but not taken in the year.

7.4 Chief Constable Outturn

The Chief Constable reported outturn is the sum of the amount disclosed against the Chief Constable line and the amount shown against the financing and investment income and expenditure line. In the Statement of Accounts, the financing and investment income and expenditure line is under the control of the Police and Crime Commissioner and is excluded from the Chief Constable's Comprehensive Income and Expenditure Statement and Expenditure and Funding Analysis Statement but shown in the equivalent Police and Crime Commissioner statements.

Police and Crime Commissioner for Devon, Cornwall and the Isles of Scilly

Note 8 Expenditure and Income Analysed by Nature

The Group's expenditure and income is analysed as follows:

2020/21 Restated* £'000	Expenditure/Income	2021/22 £'000
	Expenditure	
325,343	Employee benefit expenses *	392,477
67,787	Other service expenses	108,658
14,668	Depreciation, amortisation, impairment	13,566
1,284	Interest payments	1,275
34	Loss on financial instruments	6
4,064	Loss on revaluation of fixed assets	6,514
3	Loss on the investment of property	28
0	Loss on the sale of non-current assets	0
82,347	Pensions Interest *	91,446
495,530	Total Expenditure	613,970
	Income	
(17,897)	Fees, charges and other service income *	(24,637)
(2,139)	Gain on revaluation of fixed assets	(5,243)
(82)	Gain on financial instruments	(28)
(35)	Gain on the investment of property	(40)
(96)	Gain on the sale of non-current assets	(413)
(88)	Interest and investment income *	(40)
(5,003)	Pensions Interest *	(6,995)
(134,379)	Income from council tax	(146,533)
(263,488)	Government grants and contributions *	(320,037)
(423,207)	Total Income	(503,966)
72,323	Deficit on the Provision of Services	110,004

* Fees, charges and other service income and government grants and contributions have been restated as some grants credited to services had previously been included in fees, charges and other service income. Pension interest lines have been added into this table to allow direct comparison to the Comprehensive Income and Expenditure Statement. Previously these lines were included in employee benefit expenses and interest and investment income for expenditure and income respectively.

Note 9 Adjustments between Accounting Basis and Funding Basis under Regulations

This note details the adjustments that are made to the total Comprehensive Income and Expenditure recognised by the Police and Crime Commissioner Group in the year in accordance with proper accounting practice to arrive at the resources that are specified by statutory provisions as being available to the Police and Crime Commissioner Group to meet future capital and revenue expenditure. The following sets out a description of the reserves that the adjustments are made against.

9.1 General Fund Balance

The General Fund is the statutory fund into which all the receipts of the Group are required to be paid and out of which all liabilities of the Group are to be met, except to the extent that statutory rules might provide otherwise. These rules can also specify the financial year in which liabilities and payments should impact on the General Fund Balance, which is not necessarily in accordance with proper accounting practice. The General Fund Balance therefore summarises the resources that the Group is statutorily empowered to spend on its services or on capital investment (or the deficit of resources that the Group is required to recover) at the end of the financial year.

Police and Crime Commissioner for Devon, Cornwall and the Isles of Scilly

Note 9 Adjustments between Accounting Basis and Funding Basis under Regulations Continued

9.2 Capital Receipts Reserve

The Capital Receipts Reserve holds the proceeds from the disposal of land or other assets, which are restricted by statute from being used other than to fund new capital expenditure or to be set aside to finance historical capital expenditure. The balance on the reserve shows the resources that have yet to be applied for these purposes at the year-end.

9.3 Capital Grants Unapplied

The Capital Grants Unapplied Account (Reserve) holds the grants and contributions received towards capital projects for which the Group has met the conditions that would otherwise require repayment of the monies but which have yet to be applied to meet expenditure. The balance is restricted by grant terms as to the capital expenditure against which it can be applied and/or the financial year in which this can take place.

Current Year – Police and Crime Commissioner Group	2021/22			Unusable Reserves £'000
	Usable Reserves		Capital Grants Unapplied £'000	
	General Balances £'000	Capital Receipts Reserve £'000		
Adjustments to Revenue Resources				
Amounts by which income and expenditure included in the Comprehensive Income and Expenditure Statement are different from revenue for the year calculated in accordance with statutory requirements:				
Pensions costs (transferred to (or from) the Pensions Reserve)	120,117	0	0	(120,117)
Financial instruments (transferred to the Pooled Fund Adjustments Account)	(28)	0	0	28
Council Tax and NDR (transfers to or from Collection Fund)	(3,033)	0	0	3,033
Holiday pay (transferred to the Accumulated Absences Reserve)	(411)	0	0	411
Reversal of entries included in the Surplus or Deficit on the Provision of Services in relation to capital expenditure (these items are charged to the Capital Adjustment Account (CAA):	14,455	0	(13)	(14,442)
Total Adjustments to Revenue Resources	131,100	0	(13)	(131,087)
Adjustments between Revenue and Capital Resources				
Transfer of non-current asset sale proceeds from revenue to the Capital Receipts Reserve	0	978	0	(978)
Transfer of Grants from Revenue to the Capital Grant Reserve	(941)	0	941	0
Statutory provision for the repayment of debt (transfer from the CAA)	(2,395)	0	0	2,395
Capital expenditure financed from revenue balances (transfer to the CAA)	(6,094)	0	0	6,094
Total Adjustments between Revenue and Capital Resources	(9,430)	978	941	7,511
Adjustments to Capital Resources				
Use of the Capital Receipts Reserve to finance capital expenditure and disposal costs	0	(30)	0	30
Application of capital grants to finance capital expenditure	0	0	(928)	928
Total Adjustments to Capital Resources	0	(30)	(928)	958
Total Adjustments excluding Earmarked Adjustments	121,670	948	0	(122,618)
Earmarked Adjustments from Income and Expenditure charged under the Accounting Basis to the Funding Basis				0
Total Adjustments including Earmarked Adjustments				(122,618)

Police and Crime Commissioner for Devon, Cornwall and the Isles of Scilly

Note 9 Adjustments between Accounting Basis and Funding Basis under Regulations Continued

Comparative Year – Police and Crime Commissioner Group	2020/21			Unusable Reserves £'000
	Usable Reserves	Capital Receipts Reserve	Capital Grants Unapplied	
	General Balances £'000	Capital Receipts Reserve £'000	Capital Grants Unapplied £'000	£'000
Adjustments to Revenue Resources				
Amounts by which income and expenditure included in the Comprehensive Income and Expenditure Statement are different from revenue for the year calculated in accordance with statutory requirements:				
Pensions costs (transferred to (or from) the Pensions Reserve)	66,770	0	0	(66,770)
Financial instruments (transferred to the Pooled Fund Adjustments Account)	(48)	0	0	48
Council Tax and NDR (transfers to or from Collection Fund)	2,979	0	0	(2,979)
Holiday pay (transferred to the Accumulated Absences Reserve)	2,678	0	0	(2,678)
Reversal of entries included in the Surplus or Deficit on the Provision of Services in relation to capital expenditure (these items are charged to the Capital Adjustment Account (CAA)):	16,590	0	(95)	(16,495)
Total Adjustments to Revenue Resources	88,969	0	(95)	(88,874)
Adjustments between Revenue and Capital Resources				
Transfer of non-current asset sale proceeds from revenue to the Capital Receipts Reserve	0	173	0	(173)
Transfer of Grants from Revenue to the Capital Grant Reserve	(988)	0	988	0
Statutory provision for the repayment of debt (transfer from the CAA)	(1,759)	0	0	1,759
Capital expenditure financed from revenue balances (transfer to the CAA)	(11,208)	0	0	11,208
Total Adjustments between Revenue and Capital Resources	(13,955)	173	988	12,794
Adjustments to Capital Resources				
Use of the Capital Receipts Reserve to finance capital expenditure	0	(173)	0	173
Application of capital grants to finance capital expenditure	0	0	(1,417)	1,417
Total Adjustments to Capital Resources	0	(173)	(1,417)	1,590
Total Adjustments excluding Earmarked Adjustments	75,014	0	(524)	(74,490)
Earmarked Adjustments from Income and Expenditure charged under the Accounting Basis to the Funding Basis				0
Total Adjustments including Earmarked Adjustments				(74,490)

Police and Crime Commissioner for Devon, Cornwall and the Isles of Scilly

Note 9 Adjustments between Accounting Basis and Funding Basis under Regulations Continued

	2021/22			
	Usable Reserves			Unusable Reserves
	General Balances	Capital Receipts Reserve	Capital Grants Unapplied	
	£'000	£'000	£'000	£'000
*Current Year - Police and Crime Commissioner				
Adjustments to Revenue Resources				
Amounts by which income and expenditure included in the Comprehensive Income and Expenditure Statement are different from revenue for the year calculated in accordance with statutory requirements:				
Pensions costs (transferred to (or from) the Pensions Reserve)	654	0	0	(654)
Financial instruments (transferred to the Pooled Fund Adjustments Account)	(28)	0	0	28
Council Tax and NDR (transfers to or from Collection Fund)	(3,033)	0	0	3,033
Holiday pay (transferred to the Accumulated Absences Reserve)	(14)	0	0	14
Reversal of entries included in the Surplus or Deficit on the Provision of Services in relation to capital expenditure (these items are charged to the Capital Adjustment Account (CAA)):	797	0	0	(797)
Intra-Group Adjustments	(87,482)	0	(13)	87,495
Total Adjustments to Revenue Resources	(89,106)	0	(13)	89,119
Adjustments between Revenue and Capital Resources				
Transfer of non-current asset sale proceeds from revenue to the Capital Receipts Reserve	0	978	0	(978)
Transfer of Grants from Revenue to the Capital Grant Reserve	(941)	0	941	0
Statutory provision for the repayment of debt (transfer from the CAA)	0	0	0	0
Capital expenditure financed from revenue balances (transfer to the CAA)	0	0	0	0
Total Adjustments between Revenue and Capital Resources	(941)	978	941	(978)
Adjustments to Capital Resources				
Use of the Capital Receipts Reserve to finance capital expenditure	0	(30)	0	30
Application of capital grants to finance capital expenditure	0	0	(928)	928
Total Adjustments to Capital Resources	0	(30)	(928)	958
Total Adjustments excluding Earmarked Adjustments	(90,047)	948	0	89,099
Earmarked Adjustments from Income and Expenditure charged under the Accounting Basis to the Funding Basis				0
Total Adjustments including Earmarked Adjustments				89,099

*This note has been included to show the adjustments between accounting basis and funding basis for the Police and Crime Commissioner only.

Police and Crime Commissioner for Devon, Cornwall and the Isles of Scilly

Note 9 Adjustments between Accounting Basis and Funding Basis under Regulations Continued

*Restated Comparative Year - Police and Crime Commissioner	2020/21			Unusable Reserves
	Usable Reserves		Capital Grants Unapplied	
	General Balances	Capital Receipts Reserve	Capital Grants Unapplied	
	£'000	£'000	£'000	£'000
Adjustments to Revenue Resources				
Amounts by which income and expenditure included in the Comprehensive Income and Expenditure Statement are different from revenue for the year calculated in accordance with statutory requirements:.				
Pensions costs (transferred to (or from) the Pensions Reserve)	400	0	0	(400)
Financial instruments (transferred to the Pooled Fund Adjustments Account)	(48)	0	0	48
Council Tax and NDR (transfers to or from Collection Fund)	2,979	0	0	(2,979)
Holiday pay (transferred to the Accumulated Absences Reserve)	5	0	0	(5)
Reversal of entries included in the Surplus or Deficit on the Provision of Services in relation to capital expenditure (these items are charged to the Capital Adjustment Account (CAA)):	(5,006)	0	(95)	5,101
Intra-Group Adjustments	962,329	0	0	(962,329)
Total Adjustments to Revenue Resources	960,659	0	(95)	(960,564)
Adjustments between Revenue and Capital Resources				
Transfer of non-current asset sale proceeds from revenue to the Capital Receipts Reserve	0	173	0	(173)
Transfer of Grants from Revenue to the Capital Grant Reserve	(988)	0	988	0
Statutory provision for the repayment of debt (transfer from the CAA)	0	0	0	0
Capital expenditure financed from revenue balances (transfer to the CAA)	0	0	0	0
Total Adjustments between Revenue and Capital Resources	(988)	173	988	(173)
Adjustments to Capital Resources				
Use of the Capital Receipts Reserve to finance capital expenditure	0	(173)	0	173
Application of capital grants to finance capital expenditure	0	0	(1,417)	1,417
Total Adjustments to Capital Resources	0	(173)	(1,417)	1,590
Total Adjustments excluding Earmarked Adjustments	959,671	0	(524)	(959,147)
Earmarked Adjustments from Income and Expenditure charged under the Accounting Basis to the Funding Basis				0
Total Adjustments including Earmarked Adjustments				(959,147)

*This note has been included to show the adjustments between accounting basis and funding basis for the Police and Crime Commissioner only.

Police and Crime Commissioner for Devon, Cornwall and the Isles of Scilly

Note 10 Movement in Earmarked Reserves

This note sets out the amounts set aside from the General Fund in Earmarked Reserves to provide financing for future expenditure plans and amounts posted back from Earmarked Reserves to meet General Fund expenditure in the year.

	Balance at 1 April 2020	Transfer Out 2020/21	Transfer In 2020/21	Balance at 31 March 2021	Transfer Out 2021/22	Transfer In 2021/22	Balance at 31 March 2022
	£'000	£'000	£'000	£'000	£'000	£'000	£'000
Budget Management Fund	2,114	(1,694)	3,392	3,812	(2,033)	5,390	7,169
Vision Zero South West Reserve	0	0	0	0	(83)	4,804	4,721
PEQF Reserve	265	(138)	0	127	(127)	0	0
Capital Financing Reserve	23,119	(11,576)	750	12,293	(852)	3,542	14,983
Estates Development	794	(186)	0	608	0	0	608
Police and Crime Plan	991	0	0	991	(2)	79	1,068
Capital Programme Reserve	2,748	(2,748)	0	0	0	0	0
ESN Capital Reserve	2,520	0	7,705	10,225	0	0	10,225
Uplift Reserve	0	0	3,631	3,631	(710)	130	3,051
Total	32,551	(16,342)	15,478	31,687	(3,807)	13,945	41,825

The purpose of the Funds and Reserves held at 31 March 2022 are set out below:

Budget Management Fund	This is a fund to allow the transfer of carry-forward requests to the following year.
Vision Zero South West Reserve	This reserve is the ring-fenced pooled balance of the Vision Zero South West Road Safety Partnership.
PEQF Reserve	To meet one off costs of the Police Education Qualifications Framework.
Capital Financing Reserve	To fund capital investment.
Estates Development Reserve	To fund revenue cost of rationalising and developing the estate including planning applications, consultancy costs and project management.
Police and Crime Plan Reserve	To fund planned Police and Crime Plan developments.
Capital Programme Reserve	To fund one off capital programme costs.
ESN Capital Reserve	To fund enabling work and acquisition of new national communication systems and hardware.
Uplift Reserve	To hold funds for infrastructure relating to the future years uplift programme.

Police and Crime Commissioner for Devon, Cornwall and the Isles of Scilly

Note 11 Property, Plant and Equipment

This table sets out the 2021/22 property, plant and equipment for the Police and Crime Commissioner Group.

Movements for 2021/22	Operational and Non-Operational Assets		Assets under Construction		Surplus Assets	Total
	Land & Buildings	Vehicles, Plant & Equipment	Land & Buildings	Vehicles, Plant & Equipment	Surplus Assets	
Cost or Valuation	£'000	£'000	£'000	£'000	£'000	£'000
Balance at 1 April 2021	171,724	48,421	0	5,325	4,762	230,232
Additions	3,399	3,795	1,451	2,177	0	10,822
Revaluation recognised in the Revaluation Reserve	999	0	0	0	(1,033)	(34)
Revaluation recognised in the (Surplus)/Deficit on the Provision of Services	(1,783)	0	0	0	0	(1,783)
Derecognition-Disposals	(1,081)	(8,981)	0	0	0	(10,062)
Reclassification	(197)	4,444	0	(3,785)	77	539
Balance at 31 March 2022	173,061	47,679	1,451	3,717	3,806	229,714
Accumulated Depreciation and Impairments						
Balance at 1 April 2021	(5,400)	(28,099)	0	0	0	(33,500)
Depreciation Charge	(7,117)	(5,871)	0	74	0	(12,914)
Depreciation written out to the Revaluation Reserve	6,826	0	0	0	0	6,826
Depreciation written out to the (Surplus)/Deficit on the Provision of Services	423	0	0	0	0	423
Derecognition-Disposals	622	8,903	0	0	0	9,525
Reclassification	4	0	0	(74)	0	(70)
Balance at 31 March 2022	(4,642)	(25,067)	0	0	0	(29,709)
Net Book Value						
Balance at 31 March 2021	166,324	20,321	0	5,325	4,762	196,732
Balance at 31 March 2022	168,419	22,612	1,451	3,717	3,806	200,005

Police and Crime Commissioner for Devon, Cornwall and the Isles of Scilly

Note 11 Property, Plant and Equipment Continued

This table sets out the 2020/21 property, plant and equipment for the Police and Crime Commissioner Group.

Movements for 2020/21	Operational and Non-Operational Assets		Assets under Construction		Surplus Assets	Total
	Land & Buildings	Vehicles, Plant & Equipment	Land & Buildings	Vehicles, Plant & Equipment	Surplus Assets	
Cost or Valuation	£'000	£'000	£'000	£'000	£'000	£'000
Balance at 1 April 2020	183,254	41,751	0	5,491	4,000	234,496
Additions	5,530	4,942	2,147	4,407	0	17,026
Revaluation recognised in the Revaluation Reserve	(7,820)	0	0	0	(883)	(8,703)
Revaluation recognised in the (Surplus)/Deficit on the Provision of Services	(3,202)	0	0	0	0	(3,202)
Derecognition-Disposals	0	(3,464)	0	0	0	(3,464)
Reclassification	(6,038)	5,192	(2,147)	(4,573)	1,645	(5,921)
Balance at 31 March 2021	171,724	48,421	0	5,325	4,762	230,232
Accumulated Depreciation and Impairments						
Balance at 1 April 2020	(5,569)	(25,698)	0	0	0	(31,267)
Depreciation Charge	(8,576)	(5,788)	0	0	0	(14,364)
Depreciation written out to the Revaluation Reserve	6,982	0	0	0	44	7,025
Depreciation written out to the (Surplus)/Deficit on the Provision of Services	1,277	0	0	0	0	1,277
Derecognition-Disposals	0	3,387	0	0	0	3,387
Reclassification	486	0	0	0	(44)	442
Balance at 31 March 2021	(5,400)	(28,099)	0	0	0	(33,500)
Net Book Value						
Balance at 31 March 2020	177,685	16,053	0	5,491	4,000	203,229
Balance at 31 March 2021	166,324	20,321	0	5,325	4,762	196,732

Police and Crime Commissioner for Devon, Cornwall and the Isles of Scilly

Note 11 Property, Plant and Equipment Continued

This table sets out the 2021/22 property, plant and equipment for the Police and Crime Commissioner.

Movements for 2021/22	Operational and Non-Operational Assets		Assets under Construction		Surplus Assets	Total
	Land & Buildings	Vehicles, Plant & Equipment	Land & Buildings	Vehicles, Plant & Equipment	Surplus Assets	
Cost or Valuation	£'000	£'000	£'000	£'000	£'000	£'000
Balance at 1 April 2021	171,724	41,706	0	3,440	4,762	221,633
Additions	3,399	3,484	1,451	1,961	0	10,295
Revaluation recognised in the Revaluation Reserve	999	0	0	0	(1,033)	(34)
Revaluation recognised in the Surplus/Deficit on the Provision of Services	(1,783)	0	0	0	0	(1,783)
Derecognition-Disposals	(1,081)	(7,331)	0	0	0	(8,412)
Reclassification	(197)	2,166	0	(1,683)	77	363
Balance at 31 March 2022	173,061	40,025	1,451	3,717	3,806	222,062
Accumulated Depreciation and Impairments						
Balance at 1 April 2021	(5,400)	(23,309)	0	0	0	(28,709)
Depreciation Charge	(7,117)	(4,662)	0	74	0	(11,705)
Depreciation written out to the Revaluation Reserve	6,826	0	0	0	0	6,826
Depreciation written out to the Surplus/Deficit on the Provision of Services	423	0	0	0	0	423
Derecognition-Disposals	622	7,253	0	0	0	7,875
Reclassification	4	1	0	(74)	0	(69)
Balance at 31 March 2022	(4,642)	(20,716)	0	0	0	(25,360)
Net Book Value						
Balance at 31 March 2021	166,324	18,398	0	3,440	4,762	192,924
Balance at 31 March 2022	168,419	19,309	1,451	3,717	3,806	196,702

Police and Crime Commissioner for Devon, Cornwall and the Isles of Scilly

Note 11 Property, Plant and Equipment Continued

This table sets out the 2020/21 property, plant and equipment for the Police and Crime Commissioner.

Movements for 2020/21	Operational and Non-Operational Assets		Assets under Construction		Surplus Assets	Total
	Land & Buildings	Vehicles, Plant & Equipment	Land & Buildings	Vehicles, Plant & Equipment	Surplus Assets	
Cost or Valuation	£'000	£'000	£'000	£'000	£'000	£'000
Balance at 1 April 2020	183,253	35,578	0	3,977	4,000	226,808
Additions	5,530	4,472	2,147	4,036	0	16,186
Revaluation recognised in the Revaluation Reserve	(7,820)	0	0	0	(883)	(8,703)
Revaluation recognised in the Surplus/Deficit on the Provision of Services	(3,202)	0	0	0	0	(3,202)
Derecognition-Disposals	0	(3,464)	0	0	0	(3,464)
Reclassification	(6,038)	5,120	(2,147)	(4,573)	1,645	(5,993)
Balance at 31 March 2021	171,724	41,706	0	3,440	4,762	221,632
Accumulated Depreciation and Impairments						
Balance at 1 April 2020	(5,568)	(22,078)	0	0	0	(27,646)
Depreciation Charge	(8,576)	(4,623)	0	0	0	(13,199)
Depreciation written out to the Revaluation Reserve	6,982	0	0	0	44	7,025
Depreciation written out to the Surplus/Deficit on the Provision of Services	1,277	0	0	0	0	1,277
Derecognition-Disposals	0	3,387	0	0	0	3,387
Reclassification	486	6	0	0	(44)	448
Balance at 31 March 2021	(5,400)	(23,309)	0	0	0	(28,709)
Net Book Value						
Balance at 31 March 2020	177,685	13,500	0	3,977	4,000	199,162
Balance at 31 March 2021	166,324	18,397	0	3,440	4,762	192,923

11.1 Recognition

Expenditure on an individual item or a project or programme of work is capitalised when the following de-minimis levels are met:-

- Land and buildings £20k
- All other assets £20k

11.2 Surplus Assets

Three properties have been classed as Surplus Assets as at the 31 March 2022.

Police and Crime Commissioner for Devon, Cornwall and the Isles of Scilly

Note 11 Property, Plant and Equipment Continued

11.3 Depreciation

A review of asset lives has taken place during 2021/22 and the useful life for some assets have been amended. The following useful lives and approaches to depreciation have been used to calculate the depreciation charges:

11.3.1 Land and Buildings

The asset lives for individual buildings are assessed by the valuer and are within the range of 5–55 years. Buildings are depreciated monthly over the forecast useful life of the asset.

11.3.2 Vehicles

Classes of vehicle are given specific asset lives. These are within the range 3-25 years. Vehicles are depreciated monthly over the forecast useful life of the vehicle and the depreciation in the first year will reflect the number of months that the vehicle has been registered.

11.3.3 Information and Communications Technology (ICT)

Classes of ICT assets are given specific asset lives. These are within the range 3-10 years. ICT assets are depreciated monthly over the forecast useful life of the asset.

11.3.4 Plant and Equipment

Classes of plant and equipment assets are given specific asset lives these are within the range 3-10 years. These assets are depreciated monthly over the forecast useful life of the asset.

11.4 Significant Capital Commitments

The nature of capital expenditure is such that long lead times and significant programmes of work often result in slippage in incurring expenditure. The unspent capital funding in 2021/22 will be carried forward to meet the cost of future and ongoing schemes that were provided for in that year. As at 31 March 2022, significant capital commitments amounted to £6.062m.

11.5 Revaluations

Land and buildings are revalued by qualified external valuers, Vickery Holman (MRICS). A full valuation is undertaken every three years with a desktop exercise in between. Valuations are carried out in accordance with the methodologies and bases for estimation set out in the updated professional standards of the Royal Institution of Chartered Surveyors. A desktop exercise was undertaken in 2021/22 with valuations and remaining useful lives provided as at 1 February 2022. A further assessment was undertaken to ascertain if the valuations had changed between the valuation date and 31 March 2022. One property increased by £249k as some external features had been replaced reducing the obsolescence value. The valuation of the properties has resulted in an overall increase of £2.885m.

11.6 Componentisation

Component assets are recognised separately from the main asset that they are associated with when the value of the component is more than 20% and greater than £2.5m of the main asset value. No assets have met the criteria in 2021/22.

11.7 Derecognition

An annual review of assets classed as Vehicles, ICT, and Plant and Equipment has been undertaken which has resulted in the derecognition of a number of assets that have reached the end of their useful lives or which have been disposed.

Police and Crime Commissioner for Devon, Cornwall and the Isles of Scilly

Note 12 Intangible Assets

All of the intangible assets held are ICT software and are recognised separately from the tangible asset with which they are associated. Where the value of the intangible asset is more than 25% of gross expenditure and greater than £100k of the main asset value.

2020/21		2021/22
Non-Operational Assets £'000		Non-Operational Assets £'000
	Balance at start of year	
4,327	Gross carrying amounts	4,184
(1,366)	Accumulated amortisation	(1,669)
2,961	Net carrying amount at start of year	2,515
476	Additions	659
0	Derecognition - Gross Value	(1,101)
(619)	Reclassification	(659)
0	Derecognition - Gross Amortisation	1,101
(303)	Amortisation for the period	(652)
0	Reclassification - Gross Amortisation	74
2,515	Net carrying amount at end of year	1,937
	Comprising:	
4,184	Gross carrying amounts	3,083
(1,669)	Accumulated Amortisation	(1,146)
2,515		1,937

12.1 Amortisation

All intangible assets are given a finite life, based on assessments of the period that the software is expected to be of use to the Group. Asset lives range from 3-10 years and the carrying amount is amortised on a straight-line basis.

12.2 Derecognition

An annual review of intangible assets has been undertaken which resulted in the derecognition of a number of assets that have reached the end of their useful lives or which were disposed during the year.

Police and Crime Commissioner for Devon, Cornwall and the Isles of Scilly

Note 13 Capital Reserves

A description of these reserves can be found in the Adjustments between Accounting Basis and Funding Basis under Regulations Note.

	Capital Receipts Reserve	Capital Grants Unapplied	Total
	£'000	£'000	£'000
Balance at 1 April 2020	0	524	524
Disposal Costs	(173)	0	(173)
Financing of Fixed Assets	173	(1,512)	(1,339)
Capital Grants/Receipts Received	0	988	988
Balance at 31 March 2021	0	0	0
Disposal Costs	(30)	0	(30)
Financing of Fixed Assets	0	(928)	(928)
Capital Grants/Receipts Received	978	928	1,906
Balance at 31 March 2022	948	0	948
Net Movement for 2020/21	0	(524)	(524)
Net Movement for 2021/22	948	0	948

Note 14 Debtors

31 March 2021 Restated			31 March 2022	
PCC £'000	PCC Group £'000		PCC £'000	PCC Group £'000
2,416	13,975	Central government bodies	3,569	18,392
1,853	7,162	Other local authorities	5,062	10,627
0	5,081	Other entities and individuals *	0	6,881
4,269	26,218	Total Debtors	8,631	35,900

* There has been a presentational change to this table. The National Health Service line which had a small balance in 2020/21 has been included in other entities and individuals.

Note 15 Cash and Cash Equivalents

31 March 2021			31 March 2022	
PCC £'000	PCC Group £'000		PCC £'000	PCC Group £'000
30	30	Cash held by the Commissioner	31	31
1,400	1,400	Bank operational current accounts	2,017	2,017
8,088	8,088	Short-term deposits	4,676	4,676
9,518	9,518	Total Cash and Cash Equivalents	6,724	6,724

Police and Crime Commissioner for Devon, Cornwall and the Isles of Scilly

Note 16 Assets Held for Sale

2020/21 £'000		2021/22 £'000
0	Balance at the 1 April	6,100
6,098	Assets newly classified as held for sale	0
2	Revaluation recognised in Revaluation Reserve	288
0	Revaluation recognised in the (Surplus)/Deficit on the Provision of Services	54
6,100	Balance at the 31 March	6,442

Note 17 Creditors

31 March 2021			31 March 2022	
PCC £'000	PCC Group £'000		PCC £'000	PCC Group £'000
(25)	(5,503)	Central government bodies	0	(6,036)
(2,816)	(6,975)	Other local authorities	(2,956)	(10,715)
(21)	(119)	National Health Service	(90)	(98)
(17)	(26,734)	Other entities and individuals	(2)	(24,342)
(2,879)	(39,331)	Total Creditors	(3,048)	(41,191)

The balance against other entities and individuals in the PCC Group includes accumulated absence creditors of £11,698k (2020/21 £12,109k).

Police and Crime Commissioner for Devon, Cornwall and the Isles of Scilly

Note 18 Financial Instruments

18.1 Categories of Financial Instruments

The following categories of financial instruments are carried in the Balance Sheet.

	Long Term		Current	
	31 March 2021 £'000	31 March 2022 £'000	31 March 2021 £'000	31 March 2022 £'000
Long-Term Assets				
Financial assets at amortised cost	490	218	0	0
Total Long-Term Assets	490	218	0	0
Investments (18.1.1)				
Fair value through profit or loss	0	0	18,157	21,125
Total Investments	0	0	18,157	21,125
Cash and Cash Equivalents (18.1.2)				
Amortised Cost	0	0	1,431	2,048
Fair value through profit or loss	0	0	8,087	4,676
Total Cash and Cash Equivalents	0	0	9,518	6,724
Debtors (Trade Receivables)				
Amortised Cost	0	0	3,207	2,392
Total included in Debtors	0	0	3,207	2,392
Long-Term Liabilities				
Financial liabilities at amortised cost	(490)	(218)	0	0
Total Long-Term Liabilities	(490)	(218)	0	0
Borrowings (18.1.3)				
Amortised Cost	(30,277)	(30,277)	(18,000)	(11,200)
Total Borrowings	(30,277)	(30,277)	(18,000)	(11,200)
Finance Lease				
Amortised Cost	(56)	0	(67)	(63)
Total Finance Lease	(56)	0	(67)	(63)
Creditors (Trade Payables)				
Amortised Cost	0	0	(14,294)	(12,612)
Total included in Creditors	0	0	(14,294)	(12,612)

18.1.1 Investments

Financial assets at fair value through profit and loss consist of deposits with external fund managers. These are valued by reference to quoted market price.

18.1.2 Cash and cash equivalents

Cash and cash equivalents consist of the bank current account, on call accounts and money market funds all of which are repayable at 24 hours' notice without penalty.

Police and Crime Commissioner for Devon, Cornwall and the Isles of Scilly

Note 18 Financial Instruments Continued

18.1.3 Borrowing

All long-term borrowing was from the Public Works Loan Board, an executive agency of HM Treasury. Annual repayments are for interest only and the principal is repayable at the date of loan maturity.

All current borrowing was arranged from Local Authorities to cover short term fluctuations in cash.

18.2 Income, Expense, Gains and Losses

	2020/21	2021/22
	Surplus or Deficit on the Provision of Services - Financing and Investment Income and Expenditure	
	£'000	£'000
Net (gains)/losses on:		
Financial assets measured at fair value through profit and loss	(82)	(28)
Financial assets measured at amortised	1	6
Total net (gains)/losses	(81)	(22)
Interest revenue		
Financial assets measured at amortised	(88)	(40)
Total Interest revenue	(88)	(40)
Interest expense		
Financial liabilities at amortised cost	1,284	1,275
Total Interest expense	1,284	1,275

18.3 Fair Value of Financial Assets and Financial Liabilities

Financial liabilities and financial assets can be assessed by calculating the present value of the cash flow that will take place over the remaining term of the instruments, using the following assumptions:

- The fair value balances for financial assets as at 31 March 2022 have been calculated using interest rates in force and with reference to quoted markets where appropriate as at 31 March 2021 and 2022.
- The long-term borrowing as at 31 March 2021 and 31 March 2022 have been calculated by reference to market interest rates.
- The fair value of trade receivables and payables is taken to be the invoiced or the billed amount.
- The fair value of the finance lease liabilities have been calculated by reference to AA-rated corporate bond yields for use as discount rates.
- Level 1 input has been used to measure the fair value of the financial assets which uses quoted prices in active markets for identical assets as a basis of valuation.
- Level 2 input has been used to measure the fair value of the financial liabilities.

Police and Crime Commissioner for Devon, Cornwall and the Isles of Scilly

Note 18 Financial Instruments Continued

Financial Assets	31 March 2021	31 March 2021	31 March 2022	31 March 2022
	Restated Carrying Amount £'000	Restated Fair Value £'000	Carrying Amount £'000	Fair Value £'000
Long Term Debtor *	490	490	218	218
Investments				
Investments held at FVPL	0	18,157	0	21,125
Cash and cash equivalents				
Investments held at Amortised Cost	1,431	1,431	2,048	2,048
Investments held at FVPL	0	8,087	0	4,676
Debtors (Trade Receivables)	3,207	3,207	2,392	2,392
	5,128	31,372	4,658	30,459
Financial Liabilities	31 March 2021	31 March 2021	31 March 2022	31 March 2022
	Restated Carrying Amount £'000	Restated Fair Value £'000	Carrying Amount £'000	Fair Value £'000
Long Term Liabilities *	(490)	(490)	(218)	(218)
Short Term Borrowing	(18,000)	(18,000)	(11,200)	(11,204)
Long Term Borrowing	(30,277)	(38,795)	(30,277)	(34,865)
Creditors (Trade Payables)	(14,294)	(14,294)	(12,612)	(12,612)
Finance Lease	(123)	(123)	(63)	(63)
	(63,184)	(71,702)	(54,370)	(58,962)

* This table has been updated to include the long term debtor and long term liabilities.

18.4 Nature and extent of risks arising from financial instruments

The Police and Crime Commissioner's activities expose it to a variety of financial risks, including:

- credit risk the possibility that other parties might fail to pay amounts due to the Police and Crime Commissioner.
- liquidity risk the possibility that the Police and Crime Commissioner might not have funds available to meet its commitments to make payments
- market risk the possibility that financial loss may arise for the Police and Crime Commissioner as a result of changes in such measures as interest rates and stock market movements.

The Police and Crime Commissioner's overall risk management programme focuses on the unpredictability of financial markets and seeks to minimise potential adverse effects on the resources available to fund services. Risk management is carried out by the Treasury Team in consultation with Arlingclose (Treasury Advisors), under policies approved by the Police and Crime Commissioner in the Treasury Management Strategy. The Police and Crime Commissioner provides written principles for overall risk management, as well as written policies covering specific areas, such as interest rate risk, credit risk and the investment of surplus cash.

18.4.1 Credit Risk

Credit risk arises from deposits with banks and financial institutions, as well as credit exposures to the Police and Crime Commissioner's customers.

This risk is minimised through the Treasury Management Strategy, which requires that deposits are not made with financial institutions unless they meet identified minimum credit criteria. The Treasury Management Strategy also imposes a maximum sum to be invested with a financial institution located within each category. The credit criteria in respect of financial assets held by the Police and Crime Commissioner are contained within the

Police and Crime Commissioner for Devon, Cornwall and the Isles of Scilly

Note 18 Financial Instruments Continued

Treasury Management Strategy which is published on the Police and Crime Commissioner website. The Police and Crime Commissioner exposure to credit risk is an average credit rating of A+.

18.4.2 Credit Risk Management Practices

The Police and Crime Commissioner's credit risk management practices are set out in the Treasury Management Strategy.

For 2021/22, a 0.73% loss allowance of trade receivables has been calculated as well as the 12 month expected credit loss on investments held with banks.

The changes in the loss allowance during the year are as follows:

Amounts Arising from Expected Credit Losses	12 month expected credit losses £'000
Interest revenue	1
Financial assets measured at amortised cost	62
Total loss allowance	63

18.4.3 Liquidity Risk

The Police and Crime Commissioner has a comprehensive cash flow management system that seeks to ensure that cash is available as needed. If unexpected movements happen, the Police and Crime Commissioner has ready access to borrowings from the money markets, the Public Works Loan Board and Local Authorities. There is no significant risk that it will be unable to raise finance to meet its commitments under financial instruments. Instead, the risk is that the Police and Crime Commissioner will be bound to replenish a significant proportion of its borrowing at a time of unfavourable interest rates.

The maturity analysis of borrowing held as at 31 March 2022 is shown in the long term borrowing note.

At 31 March 2022 the Police and Crime Commissioner held £8.804m (31 March 2021 £10.6m) in on-call and money market fund accounts to manage short term liquidity requirements.

18.4.4 Market Risk

18.4.4.1 Interest Rate Risk

The Police and Crime Commissioner is exposed to risk in terms of interest rate movements on investments. Movements in interest rates have a complex impact on the Police and Crime Commissioner. For instance, a rise in interest rates would have the following effects:

- borrowings at fixed rates the fair value of the liabilities borrowings will fall
- investments at variable rates the interest income credited to the Surplus or Deficit on the Provision of Services will rise
- investments at fixed rates the fair value of the assets will fall.

Borrowings are not carried at fair value, so nominal gains and losses on fixed rate borrowings would not impact on the Surplus or Deficit on the Provision of Services or Other Comprehensive Income and Expenditure. However, changes in interest payable and receivable on variable rate borrowings and investments will be posted to the Surplus or Deficit on the Provision of Services and affect the General Fund Balance. Movements in the fair value of fixed rate investments that have a quoted market price will be reflected in Other Comprehensive Income and Expenditure.

The Police and Crime Commissioner manages interest rate risk by setting indicators to control the exposure. During periods of falling interest rates, and where economic circumstances make it favourable, fixed rate loans will be repaid early to limit exposure to losses.

Police and Crime Commissioner for Devon, Cornwall and the Isles of Scilly

Note 18 Financial Instruments Continued

The Treasurer assesses interest rate exposure that feeds into the setting of the annual budget, and which is used to update the budget during the year. This allows any adverse changes to be accommodated. The analysis will also advise whether new borrowing taken out is fixed or variable.

All borrowing held at 31 March 2022 is with fixed interest rates. All investments held have variable rates. If interest rates had been 1% higher with all other variables held constant, the financial effect on interest receivable on investments would be £89k. This would have an impact on the Surplus or Deficit on the Provision of Services. The impact of 1% fall in interest rates would be as above but with the movements being reversed.

18.4.4.2 Price Risk

The Police and Crime Commissioner is exposed to price risk in terms of movement in the value of pooled investments and financial assets valued at fair value through profit and loss. Controls for this exposure is set out in the Treasury Management Strategy.

Note 19 Provisions

2021/22	Insurance £'000	Remuneration £'000	Other £'000	Total £'000
Current Liabilities				
Balance at 1 April 2021	(641)	(539)	(328)	(1,508)
Additional provisions made	(1,356)	(66)	(22)	(1,444)
Amounts used/reversed	444	106	328	878
Balance at 31 March 2022	(1,553)	(499)	(22)	(2,074)
Long Term Liabilities				
Balance at 1 April 2021	(887)	0	0	(887)
Additional provisions made	(87)	0	0	(87)
Amounts used	28	0	0	28
Balance at 31 March 2022	(946)	0	0	(946)
Total Provisions Balance	(2,499)	(499)	(22)	(3,020)

2020/21	Insurance £'000	Remuneration £'000	Other £'000	Total £'000
Current Liabilities				
Balance at 1 April 2020	(257)	(436)	(328)	(1,021)
Additional provisions made	(876)	(111)	0	(987)
Amounts used	492	8	0	500
Balance at 31 March 2021	(641)	(539)	(328)	(1,508)
Long Term Liabilities				
Balance at 1 April 2020	(806)	0	0	(806)
Additional provisions made	(186)	0	0	(186)
Amounts used	105	0	0	105
Balance at 31 March 2021	(887)	0	0	(887)
Total Provisions Balance	(1,528)	(539)	(328)	(2,395)

Police and Crime Commissioner for Devon, Cornwall and the Isles of Scilly

Note 19 Provisions Continued

19.1 Insurance Provision

Police and Crime Commissioner is uninsured for the first £0.5m of the majority of individual public and employer's liability claims up to a total stop loss of £2.75m for claims. The insurance provision is to cover any claims from 2021/22 and previous years. The payments from the provision are expected to be made over the next five years. An assessment of liabilities as at 31 March 2022 has been undertaken and the provision has been increased to a level estimated to be sufficient to meet all the forecast obligations.

19.2 Remuneration Provision

19.2.1 Contractual pay claims

The current level of the provision is estimated to be sufficient to meet known claims. These payments are expected to be made in 2021/22.

19.2.2 Employment termination benefits

Judgements are applied in determining the level of the redundancy provision.

19.3 Other Provisions

In 2020/21 a provision was made for the compensation of the originating claimants regarding the public service pension scheme reform. This provision has been removed in 2021/22 as the compensation will be paid by the Home Office.

Note 20 Unusable Reserves

31 March 2021		31 March 2022
£'000	Note	£'000
44,630	20.1 Revaluation Reserve	49,270
82	20.2 Pooled Investment Fund Adjustment Account	110
93,624	20.3 Capital Adjustment Account	90,147
(4,275,361)	20.4 Pensions Reserve	(4,183,799)
(946)	20.5 Collection Fund Adjustment Account	2,087
(12,109)	20.6 Accumulated Absences Account	(11,698)
(4,150,080)	Total Unusable Reserves	(4,053,883)

20.1 Revaluation Reserve

The Revaluation Reserve contains the gains made by the Police and Crime Commissioner arising from increases in the value of its Property, Plant and Equipment. The balance is reduced when assets with accumulated gains are:

- revalued downwards or impaired and the gains are lost
- used in the provision of services and the gains are consumed through depreciation, or
- disposed of and the gains are realised

Police and Crime Commissioner for Devon, Cornwall and the Isles of Scilly

Note 20 Unusable Reserves Continued

The Reserve contains only revaluation gains accumulated since 1 April 2007, the date that the Reserve was created. Accumulated gains arising before that date are consolidated into the balance on the Capital Adjustment Account.

2020/21		Revaluation Reserve	2021/22	
£'000	£'000		£'000	£'000
	52,691	Balance at 1 April		44,630
	(1,678)	Upward/(Downward) revaluation of assets and impairment losses not posted to the Surplus/Deficit on the Provision of Services		7,136
(3,381)		Difference between fair value depreciation and historical cost depreciation	(2,328)	
(3,002)		Accumulated gains on assets sold or scrapped	(168)	
	(6,383)	Amount written off to the Capital Adjustment Account		(2,496)
	<u>44,630</u>	Balance at 31 March		<u>49,270</u>

20.2 Pooled Investment Fund Adjustment Account Reserve

The Pooled Investment Fund Adjustment Account Reserve contains the gains and losses made by the Police and Crime Commissioner arising from changes in the value of investments in pooled funds.

2020/21		Pooled Investment Fund Adjustment Account	2021/22	
Restated £'000	£'000		£'000	£'000
	34	Balance at 1 April		82
82		Upward revaluation of investments	110	
(34)		Gain/(loss) on derecognition of investment *	(82)	
	48			28
	<u>82</u>	Balance at 31 March		<u>110</u>

* The change in presentation of this table is to allow direct comparison to the Comprehensive Income and Expenditure Statement.

Police and Crime Commissioner for Devon, Cornwall and the Isles of Scilly

Note 20 Unusable Reserves Continued

20.3 Capital Adjustment Account

The Capital Adjustment Account absorbs the timing difference arising from the different arrangements for accounting for the consumption of non-current assets and for financing the acquisition, construction, or enhancement of those assets under statutory provisions. The account is debited with the cost of acquisition, construction or enhancement as depreciation, impairment losses and amortisations are charged to the Comprehensive Income and Expenditure Statement (with reconciling postings from the Revaluation Reserve to convert fair value figures to a historical cost basis). The account is credited with the amounts set aside by the Police and Crime Commissioner as finance for the costs of acquisition, construction, and enhancement. The account also contains revaluation gains accumulated on Property, Plant and Equipment before 1 April 2007, the date that the Revaluation Reserve was created to hold such gains.

2020/21 £'000	Capital Adjustment Account	2021/22 £'000
89,352	Balance at 1 April	93,624
	Reversal of items relating to capital expenditure debited or credited to the Comprehensive Income and Expenditure Statement:	
(14,365)	• Charges for depreciation and impairment of non-current assets	(12,914)
(1,925)	• Revaluation losses on Property, Plant and Equipment	(1,289)
(303)	• Amortisation of intangible assets	(652)
(95)	• Revenue expenditure funded from capital under statute	(13)
96	• Amounts of non-current assets written off on disposal or sale as part of the gain/loss on disposal to the Comprehensive Income and Expenditure Statement	413
(16,592)		(14,455)
6,383	Adjusting amounts written out of the Revaluation Reserve	2,496
(10,209)	Net written out amount of the cost of non-current assets consumed in the year	(11,959)
	Capital Financing applied in the year:	
0	• Transfer of sale proceeds to the Capital Receipts Reserve and application to finance capital expenditure and disposal costs	(948)
1,512	• Capital grants and contributions credited to the Comprehensive Income and Expenditure Statement that have been applied to capital financing	941
1,761	• Statutory provision for the financing of capital investment charged against the General Fund balances	2,395
11,208	• Capital expenditure charged against the General Fund balances	6,094
14,481		8,482
93,624	Balance at 31 March	90,147

Police and Crime Commissioner for Devon, Cornwall and the Isles of Scilly

Note 20 Unusable Reserves Continued

20.4 Pension Reserve

The Pensions Reserve absorbs the timing differences arising from the different arrangements for accounting for post-employment benefits and for funding benefits in accordance with statutory provisions. The Police and Crime Commissioner accounts for post-employment benefits in the Comprehensive Income and Expenditure Statement as the benefits are earned by employees accruing years of service, updating the liabilities recognised to reflect inflation, changing assumptions and investment returns on any resources set aside to meet the costs. However, statutory arrangements require benefits earned to be financed as the Police and Crime Commissioner makes employer's contributions to pension funds or eventually pays any pensions for which it is directly responsible. The debit balance on the Pensions Reserve therefore shows a substantial shortfall in the benefits earned by past and current employees and the resources the Police and Crime Commissioner has set aside to meet them. The statutory arrangements will ensure that funding will have been set aside by the time the benefits come to be paid.

2020/21		Pension Reserve	2021/22	
PCC £'000	PCC Group £'000		PCC £'000	PCC Group £'000
(3,321,742)	(3,321,742)	Balance at 1 April	(4,275,361)	(4,275,361)
(951,028)	0	Intra-Group Adjustments	92,254	0
(2,191)	(886,848)	Remeasurements of the net defined benefit liability/(asset)	(38)	211,679
(610)	(161,906)	Reversal of items relating to retirement benefits debited or credited to the Surplus or Deficit on the Provision of Services in the Comprehensive Income and Expenditure Statement	(895)	(225,521)
210	95,135	Employer's pensions contributions and direct payments to pensioners payable in the year	241	105,404
(4,275,361)	(4,275,361)	Balance at 31 March	(4,183,799)	(4,183,799)

20.5 Collection Fund Adjustment Account

The Collection Fund Adjustment Account manages the differences arising from the recognition of council tax income in the Comprehensive Income and Expenditure Statement as it falls due from council tax payers compared with the statutory arrangements for paying across amounts to the General Fund from the Collection Fund.

2020/21 £'000	Collection Fund Adjustment Account	2021/22 £'000
2,033	Balance at 1 April	(946)
(2,979)	Amount by which council tax income credited to the Comprehensive Income and Expenditure Statement is different from council tax income calculated for the year in accordance with statutory requirements	3,033
(946)	Balance at 31 March	2,087

Police and Crime Commissioner for Devon, Cornwall and the Isles of Scilly

Note 20 Unusable Reserves Continued

20.6 Accumulated Absences Account

The Accumulated Absences Account absorbs the differences that would otherwise arise on the General Fund Balance from accruing for compensated absences earned but not taken in the year, e.g. annual leave entitlement carried forward at 31 March. Statutory arrangements require that the impact on the General Fund Balance is neutralised by transfers to or from the Account.

2020/21		Accumulated Absences Account	2021/22	
PCC £'000	PCC Group £'000		PCC £'000	PCC Group £'000
(12)	(9,431)	Balance at 1 April	(17)	(12,109)
12	9,431	Settlement or cancellation of accrual made at the end of the preceding year	17	12,109
(17)	(12,109)	Amounts accrued at the end of the current year	(3)	(11,698)
(5)	(2,678)	Amount by which officer remuneration charged to the Comprehensive Income and Expenditure Statement on an accruals basis is different from remuneration chargeable in the year in accordance with statutory requirements	14	411
(17)	(12,109)	Balance at 31 March	(3)	(11,698)

The increase in 2020/21 can be explained by officers and staff carrying forward more leave than in previous years, likely due to the COVID-19 pandemic. Although there has been a reduction, the balance as at 31 March 2022 remains high and above pre-pandemic levels.

Note 21 Cash Flow Statement - Operating Activities

2020/21 £'000		2021/22 £'000
(18,152)	Net cash receipts/(payments) from operating activities excluding interest receipts and payments	(6,913)
88	Interest received	40
(1,284)	Interest paid	(1,275)
(19,348)	Net cash flows from operating activities	(8,148)

Note 22 Cash Flow Statement - Investing Activities

2020/21 £'000		2021/22 £'000
18,468	Purchase of property, plant and equipment, investment property and intangible assets	8,860
12,660	Net movement in short-term and long term investments	14,200
(173)	Proceeds from the sale of property, plant and equipment, investment property and intangible assets	(978)
30,955	Net cash flows from investing activities	22,082

Police and Crime Commissioner for Devon, Cornwall and the Isles of Scilly

Note 23 Cash Flow Statement – Financing Activities

2020/21			2021/22	
£'000			£'000	
(18,000)		Cash receipt of short term borrowing	(11,200)	
43		Cash payments to reduce finance lease liabilities	60	
(17,957)		Net cash flows from financing activities	(11,140)	

Note 24 External Audit Costs

The Police and Crime Commissioner has incurred the following costs in relation to the audit of the Statement of Accounts:

2020/21			2021/22	
PCC	PCC Group		PCC	PCC Group
£'000	£'000		£'000	£'000
43	65	Fees payable to external auditors with regard to external audit services carried out by the appointed auditor for the year	51	75
43	65		51	75

The 2020/21 fee has been approved, by the Public Sector Audit Appointments (PSAA); the body responsible for appointing the auditors. The 2021/22 figures have been updated. The revised figures were received after the publication of the draft accounts.

Police and Crime Commissioner for Devon, Cornwall and the Isles of Scilly

Note 25 Officers' Remuneration

25.1 Remuneration

This note shows the officer remuneration costs for officers and staff employed by the Office of the Police and Crime Commissioner and the Chief Constable above the rank of Superintendent and the staff equivalent. The Police and Crime Commissioner (PCC) is excluded from this note and shown within the Office of the Police and Crime Commissioner Cost note.

2021/22	Note	Salary, Fees and Allowances £	Bonuses, Subsistence and Expenses Allowances £	Benefits in Kind £	Total Remuneration excl Pension Contributions £	Employers Pension Contributions £	Total Remuneration incl Pension Contributions £
Office of the Police & Crime Commissioner							
Salary £50,000 to £149,999 per year							
OPCC Chief Executive		113,259	0	0	113,259	18,461	131,720
OPCC Chief Financial Officer		101,337	0	0	101,337	16,518	117,855
Chief Constable							
Salary £150,000 plus per year							
Chief Constable - Shaun Sawyer		181,668	0	4,726	186,394	0	186,394
Salary £50,000 to £149,999 per year							
Deputy Chief Constable (Seconded to Home Office) to 30/04/21	2	35,325	0	0	35,325	0	35,325
T/Deputy Chief Constable 01/04/21 to 11/07/21 - Assistant Chief Constable from 12/07/21	2	138,617	0	0	138,617	38,803	177,420
Assistant Chief Constable		132,164	300	0	132,464	36,958	169,422
T/Assistant Chief Constable 01/04/21 to 30/09/21 - Chief Superintendent 01/10/21 to 31/01/22 – Assistant Chief Constable from 01/02/22		111,784	0	0	111,784	33,523	145,307
Assistant Chief Constable to 11/07/21 - Deputy Chief Constable from 12/07/21	2	144,352	0	434	144,786	41,711	186,497
T/Assistant Chief Constable to 31/01/22 - Chief Superintendent from 01/02/22		116,023	0		116,023	32,014	148,037
Chief Superintendent		93,774	0	0	93,774	28,442	122,216
Assistant Chief Officer - People		120,362	4,467	0	124,829	18,021	142,850
Director of Legal Services	1	123,059	4,467	974	128,500	18,461	146,961
Chief Financial Officer (Director of Finance and Resources)		123,059	4,467	0	127,526	18,461	145,987
Chief Superintendent to 18/01/22		74,831	500	0	75,331	22,270	97,601
Chief Superintendent (Seconded to MET) from 19/01/22	4	19,449	0	0	19,449	5,727	25,176
Chief Superintendent to 05/09/21 - Assistant Chief Constable from 06/09/21		104,858	0	0	104,858	30,642	135,500
Chief Superintendent		93,618	0	0	93,618	28,050	121,668
Chief Superintendent		94,026	0	0	94,026	28,442	122,468
Chief Superintendent		92,145	500	0	92,645	27,964	120,609
Chief Superintendent		92,069	500	0	92,569	28,039	120,608
Chief Superintendent from 01/09/21		52,314	0	0	52,314	14,049	66,363

Police and Crime Commissioner for Devon, Cornwall and the Isles of Scilly

Note 25 Officers' Remuneration Continued

2021/22	Note	Salary, Fees and Allowances £	Bonuses, Subsistence and Expenses Allowances £	Benefits in Kind £	Total Remuneration excl Pension Contributions £	Employers Pension Contributions £	Total Remuneration incl Pension Contributions £
Chief Constable							
Salary £50,000 to £149,999 per year							
Chief Superintendent from 05/07/21		65,440	0	0	65,440	19,931	85,371
Chief Superintendent - 26/04/21 to 31/01/22		67,422	0	0	67,422	20,901	88,323
Chief Superintendent - 01/09/21 to 31/01/22		36,780	0	0	36,780	11,234	48,014
Chief Superintendent from 03/01/22		23,087	0	0	23,087	6,958	30,045

Police and Crime Commissioner for Devon, Cornwall and the Isles of Scilly

Note 25 Officers' Remuneration Continued

2020/21	Note	Salary, Fees and Allowances £	Subsistence and Expenses Allowances £	Benefits in Kind £	Total Remuneration excl Pension Contributions £	Employers Pension Contributions £	Total Remuneration incl Pension Contributions £
<u>Office of the Police & Crime Commissioner</u>							
<u>Salary £50,000 to £149,999 per year</u>							
OPCC Chief Executive		112,539	0	0	112,539	18,071	130,610
OPCC Chief Financial Officer		100,308	0	0	100,308	16,169	116,477
<u>Chief Constable</u>							
<u>Salary £150,000 plus per year</u>							
Chief Constable - Shaun Sawyer		179,859	0	4,726	184,585	17,385	201,970
<u>Salary £50,000 to £149,999 per year</u>							
Deputy Chief Constable from 01/04/20 to 26/11/20	2	103,105	0	0	103,105	30,024	133,129
Deputy Chief Constable (Seconded to Home Office) from 27/11/20	3	52,502	0	0	52,502	0	52,502
Assistant Chief Constable to 08/11/20 - Deputy Chief Constable from 09/11/20		136,383	0	259	136,642	38,110	174,752
Assistant Chief Constable from 02/11/20		54,701	0	0	54,701	15,297	69,998
Assistant Chief Constable		108,574	0	0	108,574	32,403	140,977
Assistant Chief Constable to 07/04/20		11,843	0	0	11,843	701	12,544
Assistant Chief Constable		126,534	0	1,289	127,823	36,188	164,011
Chief Superintendent to 30/11/20 - Assistant Chief Constable from 01/12/20		103,114	0	0	103,114	28,153	131,267
Assistant Chief Constable to 31/10/20 - Chief Superintendent from 01/11/20		103,646	0	0	103,646	27,479	131,125
Assistant Chief Officer - People		112,871	4,467	0	117,338	16,621	133,959
Director of Legal Services	1	121,909	4,467	2,999	129,375	18,071	147,446
Director of Finance & Resources		121,909	4,467	0	126,376	18,071	144,447
Chief Superintendent		90,354	0	0	90,354	26,885	117,239
Chief Superintendent		87,931	0	0	87,931	26,902	114,833
Chief Superintendent		90,592	0	0	90,592	26,971	117,563
Chief Superintendent from 01/12/20 to 31/03/21		29,386	0	0	29,386	8,564	37,950
Chief Superintendent to 31/05/20		14,620	0	773	15,393	4,532	19,925
Chief Superintendent		92,662	0	0	92,662	27,731	120,393
Chief Superintendent		88,945	0	0	88,945	26,833	115,778
Chief Superintendent to 31/05/20		19,989	0	0	19,989	4,625	24,614
Chief Superintendent		90,294	0	0	90,294	26,954	117,248
Chief Superintendent to 04/10/20		47,917	0	0	47,917	14,238	62,155

Police and Crime Commissioner for Devon, Cornwall and the Isles of Scilly

Note 25 Officers' Remuneration Continued

25.1.1 Notes

1. The Director of Legal Services provides a service to Devon and Cornwall Police and Dorset Police. The contract of employment is with Devon and Cornwall Police and for this reason the remuneration disclosure is made in the Statement of Accounts for Devon and Cornwall Police. Dorset Police meets a proportion of the costs of this post.
2. The Deputy Chief Constables for Devon and Cornwall Police and Dorset Police provide specific services across both forces. Their employment and associated costs are disclosed within the Statement of Accounts for each of their respective forces.
3. The costs of the Deputy Chief Constable seconded to the Home Office have been met by the Home Office from 27/11/2020 to 30/04/2021.
4. The costs of the Chief Superintendent seconded to the Metropolitan Police have been met by the Metropolitan Police.

25.2 Group Termination Costs

The total termination costs (exit costs) shown in the table below are the payments made to individuals plus payments to recompense the pension fund for the strain calculated on an actuarial basis in 2020/21 and 2021/22. They relate to staff employed by the Group. The costs charged in the Comprehensive Income and Expenditure Statement include adjustments for the sharing of cost with Dorset Police. The adjustments are set out in the table below:

Exit package cost band (including special payments)	Number of compulsory redundancies		Number of other departures agreed		Total number of exit packages by cost band		Total cost of exit packages in each band		
	2020/21	2021/22	2020/21	2021/22	2020/21	2021/22	2020/21 £'000	2021/22 £'000	
£0 – £20,000	0	0	17	6	17	6	195	23	
£20,001 - £40,000	0	0	2	0	2	0	58	0	
£40,001 - £60,000	0	0	5	0	5	0	244	0	
£60,001 - £80,000	0	0	3	0	3	0	213	0	
£80,001 - £100,000	0	0	0	0	0	0	0	0	
£100,001- £160,000	0	0	0	2	0	2	0	280	
Total included in bandings and in CIES	0	0	27	8	27	8	710	303	
Adjustments to reflect costs charged in Comprehensive Income and Expenditure Statement									
Redundancy cost recharged to Dorset Police as part of Strategic Alliance agreement							(3)	0	
Redundancy cost recharged from Dorset Police as part of Strategic Alliance agreement							0	3	
Exit Costs charged to the Comprehensive Income and Expenditure Statement							707	306	

Police and Crime Commissioner for Devon, Cornwall and the Isles of Scilly

Note 25 Officers' Remuneration Continued

25.3 Remuneration Bands

The figures presented below do not include the remuneration of the senior employees and relevant police officers as they have been disclosed separately but do include other police staff and police officers remuneration.

2020/21 Number of employees	Remuneration Band	2021/22 Number of employees
319	£50,000 - £54,999	457
209	£55,000 - £59,999	280
56	£60,000 - £64,999	119
26	£65,000 - £69,999	36
16	£70,000 - £74,999	16
7	£75,000 - £79,999	17
8	£80,000 - £84,999	8
7	£85,000 - £89,999	8
0	£90,000 - £94,999	0
1	£95,000 - £99,999	1
0	£100,000 - £104,999	1
0	£105,000 - £109,999	0
0	£110,000 - £114,999	0
0	£115,000 - £119,999	0
0	£120,000 - £124,999	0
0	£125,000 - £129,999	0
0	£130,000 - £134,999	1
649	Total	944

The above table does not include staff and officers paid below £50,000 who make up approximately 85% of the workforce.

Pay scales for police officers are set nationally.

Police and Crime Commissioner for Devon, Cornwall and the Isles of Scilly

Note 26 Grant Income

The Police and Crime Commissioner Group credited the following grants, contributions and donations to the Comprehensive Income and Expenditure Statement.

2020/21 Restated £'000		2021/22 £'000
	Credited to Taxation and Non Specific Grant Income	
(179,459)	Police Grant	(190,771)
(15,461)	Council Tax Support Grants	(15,461)
(988)	Recognised Capital Grant and Contributions	(941)
(195,908)	Total	(207,173)
	Credited to Services	
(3,628)	Commissioning	(3,602)
(9,174)	Projects *	(3,565)
(3,865)	Other Local Grants	(4,378)
(3,262)	Pension Support Grant *	(3,262)
(1,107)	Digital Apprenticeship Levy *	(4,357)
(1,905)	G7 Summit 2021 *	(40,281)
(22,942)	Total	(59,445)
	Credited to Other Operating Income and Expenditure	
(44,545)	Pensions Top Up Grant	(53,419)
	Donated Inventories Account	
(93)	Donation of PPE stock	0
(263,488)	Total Grant Income	(320,037)

* The presentation of this table has been changed to allow direct comparison to the Expenditure and Funding Analysed by Nature Note.

Note 27 Related Party Transactions, Commissioning, Partnerships and Collaborations

27.1 Related Party Transactions

The Police and Crime Commissioner is required to disclose material transactions with related parties, including the Chief Constable, central government, other local authorities, members, senior officers and their close families.

27.1.1 Central Government

The United Kingdom Government has effective control over the general operations of the Police and Crime Commissioner. It is responsible for providing the statutory framework within which the Police and Crime Commissioner operates, provides the majority of its funding in the form of grants and prescribes the terms of many of the transactions that the Police and Crime Commissioner has with other parties (e.g. council tax bills). Grants received from government departments are set out in the Grant Income Note. Outstanding balances are set out in the Debtors and Creditors Notes.

27.1.2 Independent Officers

The Chief Executive of the Office of the Police and Crime Commissioner has written to all members explaining the need for disclosure. Independent Officers' interests are also publicly reported on the Police and Crime Commissioner's website. No relevant transactions have been reported.

Police and Crime Commissioner for Devon, Cornwall and the Isles of Scilly

Note 27 Related Party Transactions, Commissioning, Partnerships and Collaborations Continued

27.1.3 Officers

The Chief Executive of the Office of the Police and Crime Commissioner has written to all senior officers explaining the need for disclosure. The Director of Finance and Resources represents the Chief Constable as a trustee of the Museum of Policing in Devon and Cornwall (MoPiDaC). No remuneration is received by the Director and MoPiDaC is not recognised in the accounts beyond force contributions to support its activities. The Director is also a member of the South West Audit Partnership (SWAP) that supplies internal audit services to the Force. In order to receive the services, Forces have to nominate a member. No personal benefit is received by the Director of Finance and Resources from these arrangements.

The Assistant Chief Officer (People) is a non-executive director on the College of Policing Board. The Board position is reserved for a member of police staff and no remuneration is received.

27.2 Commissioning and Partnerships

There are a number of partnerships in which the Police and Crime Commissioner participates. These are arrangements where the Police and Crime Commissioner carries out activities relevant to its own functions jointly with others. For a number of the partnerships a formal partnership agreement is in place. The Police and Crime Commissioner accounts only for its share of the jointly controlled assets, liabilities and expenses that it incurs in relation to partnership activities. The most significant partnerships are shown in the table below.

2020/21				2021/22	
Expenditure £'000	Income £'000	Notes		Expenditure £'000	Income £'000
			OPCC Commissioning and Partnerships		
1,618	(1)	1	Community Safety Partnership	1,577	0
501	0	2	Youth Offending Teams and Services	501	0
678	(243)	3	Sexual Assault Referral Centres	728	(202)
100	0	4	Small Grants and Other Costs	0	0
2,590	(2,704)	5	Victim Services and Restorative Justice	3,554	(3,234)
1,881	(921)	6	Other Local Grants and Expenditure	481	(374)
396	(3)	7	Safer Streets Fund	0	0
0	0	8	Safe Summer Scheme	206	(5)
0	0	9	PCC's Impact Scheme	528	0
0	0	10	PCC's Community Grant Scheme	263	0
0	0		Transfer to/(from) Reserves	68	0
7,764	(3,872)		Outturn Total	7,906	(3,816)
0	0		Reverse Transfer to/(from) Reserves	(68)	0
7,764	(3,872)		CIES Total	7,838	(3,816)
			Other Partnerships		
2,602	(2,602)		Vision Zero South West	2,480	(2,480)

Full details of the Police and Crime Commissioner's future plans and intentions with regard to commissioning and partnerships can be found in the Commissioning Intentions Plan and the Police and Crime Plan on the OPCC website.

The funding mechanisms for partnerships are complex, and the table above shows expenditure that has passed through the Police and Crime Commissioners accounts. There are no significant jointly controlled assets or liabilities as at 31 March 2022.

27.2.1 Community Safety Partnership

The Community Safety Partnership includes the Police and Crime Commissioner, Local Authorities, Fire and Rescue Service, Clinical Commissioning Groups, Public Health, Probation Service and the Youth Offending Service. The aim of the partnership is to work together to enable people to feel and be safe in their homes and communities.

Police and Crime Commissioner for Devon, Cornwall and the Isles of Scilly

Note 27 Related Party Transactions, Commissioning, Partnerships and Collaborations Continued

27.2.2 Youth Offending Teams and Services

The Youth Offending Team and Services is funded by a combination of government grants, and contributions from the Police and Crime Commissioner, Local Authorities, Clinical Commissioning Groups and the National Probation Service. The initiative provides programmes for young people with the intention of preventing re-offending.

27.2.3 Sexual Assault Referral Centres

The Sexual Assault Referral Centres (SARCS) are funded by a combination of government grants, partnership grants and contributions from the Police and Crime Commissioner. The centres are set up in safe locations, where victims of sexual assault can receive medical care and counselling. Referral centres bring together all agencies and departments in one place, which helps both the victims and those investigating the crimes.

27.2.4 Small Grants and Other Costs

Small grants scheme partnership includes the Police and Crime Commissioner and Community groups in Devon and Cornwall. The aim of this grant is to help small community groups whose work focuses on reducing crime and making people feel safer.

27.2.5 Victim Services and Restorative Justice

The Ministry of Justice provide an annual Victim Services Grant to deliver services that help victims of crime. Engagement fees are provided to 60+ organisations who provide practical and emotional support to victims of crime, no matter whether or not they report the crime to police.

27.2.6 Other Local Grants and Expenditure

Other expenditure and grants are provided to a range of services/organisations who support delivery of the Police and Crime Plan.

27.2.7 Safer Streets Fund

In 20/21 the Safer Streets Fund was a £25 million fund from the Home Office available to PCC's in England and Wales. Devon and Cornwall OPCC work with Plymouth City Council and other partners to deliver local crime prevention plans with the outcome of reducing acquisitive crime including burglary and theft through situational prevention. The money was invested in a small defined area in Plymouth called North Stonehouse which is persistently and disproportionately affected by acquisitive crime. The funding was invested in well evidenced preventative measures such as CCTV, street lighting and dwelling security improvements.

27.2.8 Safe Summer Scheme

In 2020/21 the Police and Crime Commissioner made up to £500k available to support specific measures for use in containing alcohol related ASB over the summer period. As the 'lockdown' period was slowly being lifted, it was anticipated that socialising in 'informal settings' would continue to be a feature of the summer. 20 hot-spot locations were identified for investment in order to provide additional support and greater assurance to the community. This was additional activity on top of the significant summer policing plans that were put in place with an additional focus on key beaches and waterfront spaces. A similar approach was taken for the summer of 2021/22 with £350k being made available but was focused on helping to prevent ASB by young people in public spaces as well as additional support for hotspot locations.

27.2.9 PCC's Impact Scheme

The PCC's Impact Scheme supports the Commissioner by identifying and funding services, projects and approaches which help the Commissioner to deliver the Police and Crime Plan for its duration. It is a scheme which mirrors the strategic intentions of the Police and Crime Plan. Seeking longer term impact in local areas by offering a degree of sustainability, durability and a shared commitment to achieving impact through commissioning.

Police and Crime Commissioner for Devon, Cornwall and the Isles of Scilly

Note 27 Related Party Transactions, Commissioning, Partnerships and Collaborations Continued

27.2.10 PCC's Community Grant Scheme

The PCC's Community Grant scheme supports shorter term funding that directly impacts communities. Grants are administered for one year only. These grants can be used to support the setup of a pilot project which helps evidence proof of concept and community impact or fund a one-off purchase such as CCTV or seed funding for a safer town or a community watch scheme. The scheme is not aimed at longer term funding so if projects or services become successful they would need to apply for funding from the PCC's Impact Scheme or become involved in a full open procurement process which they could readily bid for.

27.2.11 Vision Zero South West

The Peninsular Road Safety Partnership was replaced with the Vision Zero South West Road Safety Partnership with effect from 9 August 2021. The partnership is a collaborative arrangement between a number of local organisations (including Highways England, Councils and Fire and Rescue organisations from across the force area), and governance is provided by a Partnership Governance Board.

27.3 Collaborations

The Police and Crime Commissioner's Group have signed up to a number of joint operations. This involves joint working with specified Police Forces as part of a collaborative agreement. Part of the joint arrangement is to share control and have rights to net assets. Only significant partnerships are disclosed. The table shows the regional activities.

2020/21			2021/22	
Expenditure £'000	Notes	Joint Operation	Expenditure £'000	
1,155	1	South West Regional Special Branch	1,113	
6,652	2	South West Regional Forensics Services	6,949	
515	3	South West Police Procurement Services	482	
3,200	4	South West Regional Organised Crime Unit (ROCU)	3,599	
458	5	South West Regional Programme	407	
32	6	South West Disaster Victim Identification & Casualty Bureau Co-ordination	28	
12,012			12,578	

27.3.1 South West Regional Special Branch

South West Regional Special Branch is a partnership with Avon and Somerset Police, Wiltshire Police and Dorset Police. Each Force has a committed number of staff who are based within their own Force area but work on behalf of the four Forces. The Force cost for the year was £1,113k. The total cost of £3,851k is split on a percentage basis, with Dorset Police contributing 23.9%, Avon and Somerset contributing 28.4%, Wiltshire Police contributing 18.8% and Devon and Cornwall contributing 28.9%.

27.3.2 South West Regional Forensics Services

South West Regional Forensics Services is a partnership with Avon and Somerset Police, Wiltshire Police and Dorset Police. There are bases in all four Forces, with each Force employing a number of staff. The Force cost for the year was £6,949k. Most of the £22,089k total cost is split on a percentage basis, with Dorset contributing 18.7%, Avon and Somerset contributing 36.6%, Wiltshire contributing 14.2% and Devon and Cornwall contributing 30.5%.

Police and Crime Commissioner for Devon, Cornwall and the Isles of Scilly

Note 27 Related Party Transactions, Commissioning, Partnerships and Collaborations Continued

27.3.3 South West Police Procurement Services

South West Police Procurement Services is a partnership with Wiltshire Police, Gloucestershire Police, Dorset Police and from 1 May 2021, Avon and Somerset Police. Staff are employed by Devon and Cornwall Police and based across the region. The Force cost for the year was £482k. Most of the £1,475k total cost is split on a percentage basis with Dorset contributing 13.94%, Wiltshire Police contributing 12.33%, Gloucestershire Police contributing 12.24%, Devon and Cornwall contributing 32.65% and Avon and Somerset contributing 28.84%.

27.3.4 South West Regional Organised Crime Unit (ROCU)

South West ROCU is a partnership with Dorset Police, Wiltshire Police, Gloucestershire Police and Avon and Somerset Police as the lead Force. Staff are employed by each partnering Police Force based within one of two hubs (North and South). The Force cost for the year was £3,599k. The total cost of £11,314k is split on a percentage basis with Dorset Police contributing 13.49%, Devon and Cornwall contributing 31.81%, Wiltshire contributing 12.08%, Gloucestershire contributing 11.94% and Avon and Somerset contributing 30.68%.

27.3.5 South West Regional Programme

The South West Regional Programme is a partnership with Dorset Police, Devon and Cornwall Police, Gloucestershire Police, Wiltshire Police with Avon and Somerset Police as the lead Force. The Programme consists of a range of teams that manage the implementation of collaboration business change projects. Costs are shared with the Forces that are involved in each project. The Force cost for the year was £407k. The total cost of £1,279k is split on a percentage basis with Dorset Police contributing 13.49%, Devon and Cornwall contributing 31.81%, Wiltshire contributing 12.08%, Gloucestershire contributing 11.94% and Avon and Somerset contributing 30.68%.

27.3.6 South West Disaster Victim Identification (DVI) and Casualty Bureau (CB) Co-ordination

The South West Disaster Victim Identification and Casualty Bureau Co-ordination is a partnership with Dorset Police, Devon and Cornwall Police, Gloucestershire Police, Wiltshire Police with Avon and Somerset Police as the lead Force. The co-ordination consists of a small team that are ready to respond to a DVI/CB event. Costs are shared with the Forces that are involved in each project. The Force cost for the year was £28k. The total cost of £89k is split on a percentage basis with Dorset Police contributing 13.49%, Devon and Cornwall contributing 31.81%, Wiltshire contributing 12.08%, Gloucestershire contributing 11.94% and Avon and Somerset contributing 30.68%.

Police and Crime Commissioner for Devon, Cornwall and the Isles of Scilly

Note 27 Related Party Transactions, Commissioning, Partnerships and Collaborations Continued

27.4 Other Public Bodies

Precept Income

Most of the revenue to pay for the costs of policing comes from government grants co-ordinated nationally. District councils, borough councils and unitary authorities collect the balance by charging their council tax payers a police precept.

The amounts collected (adjusted for surpluses or shortfalls collected for previous years) are shown below.

31 March 2021		31 March 2022
£'000	Billing Authority	£'000
13,453	East Devon	14,587
8,428	Exeter	8,956
6,527	Mid Devon	6,671
7,728	North Devon	8,238
16,691	Plymouth	17,378
8,590	South Hams	9,032
9,967	Teignbridge	11,374
11,670	Torbay	10,511
5,430	Torridge	5,670
4,540	West Devon	4,781
44,052	Cornwall	46,016
282	Isles of Scilly	286
137,358		143,500
(2,979)	Adjusted for accruals	3,033
134,379		146,533

Pension Administration

The Police and Crime Commissioner purchases the pension administration services from Devon County Council. Transactions within the pension fund are shown in the Defined Benefit Pension Schemes Note. Outstanding balances with other public bodies are shown in the Debtors and Creditors Notes.

Note 28 Contingent Liabilities

28.1 Financial Guarantee

The Police and Crime Commissioner has along with all other Police and Crime Commissioner's provided a financial guarantee for the Police ICT Company amounting to £124k.

28.2 Pension Guarantee

The Police and Crime Commissioner has along with all other Police and Crime Commissioner's provided a pension guarantee of £21k for the APCC pension fund which is currently held by Merseyside Local Government Pension Scheme.

28.3 Compensation Claims

Claimants have lodged claims for compensation regarding the public service pension scheme reform. Claims considered as part of the first tranche will be covered by the Home Office and the provision made in 2020/21 removed from the 2021/22 accounts. The Group have been made aware of further claims, but the exact number has not been confirmed and therefore no liability in respect of these compensation claims is recognised in the accounts.

Police and Crime Commissioner for Devon, Cornwall and the Isles of Scilly

Note 29 Capital Expenditure and Financing

Within the four-year financial planning model, the Police and Crime Commissioner approves an annual capital programme to provide buildings, vehicles and other equipment for the Force. The report below shows what was spent and how the spending was financed.

2020/21			2021/22	
PCC Restated £'000	PCC Group Restated £'000		PCC £'000	PCC Group £'000
64,532	64,532	Opening Capital Financing Requirement	67,477	67,477
		Capital Investment:		
7,677	7,677	Land and buildings	4,850	4,850
3,487	3,487	Vehicles and Other Transport	1,633	1,633
5,021	5,862	Equipment and ICT	3,811	4,338
476	476	Intangible Assets	659	659
95	95	Revenue Expenditure Funded from Capital under Statute	13	13
16,756	17,597		10,966	11,493
		Less Sources of Finance:		
(1,512)	(1,512)	Government Grants	(941)	(941)
(173)	(173)	Capital Receipts	0	0
(10,367)	(11,208)	Reserves *	(5,566)	(6,093)
(1,759)	(1,759)	Minimum Revenue Provision *	(2,395)	(2,395)
(13,811)	(14,652)		(8,902)	(9,429)
2,945	2,945	Increase/(Decrease) in Capital Financing Requirement	2,064	2,064
67,477	67,477	Closing Capital Financing Requirement	69,541	69,541
		Represented by:		
30,277	30,277	External Borrowing (cumulative) excluding accruals for interest due	30,277	30,277
37,077	37,077	Internal Borrowing	39,201	39,201
123	123	Finance Lease Liabilities	63	63
67,477	67,477		69,541	69,541
		Borrowing During the Year		
0	0	External Borrowing	0	0
2,987	2,987	Internal Borrowing	2,124	2,124
(43)	(43)	Finance Lease	(60)	(60)
2,945	2,945		2,064	2,064

* Reserves and minimum revenue provision have been separately disclosed this year rather than showing against one line. As a result, this has required the 2020/21 figures to be restated.

The total capital expenditure includes assets under a finance lease arrangement.

Police and Crime Commissioner for Devon, Cornwall and the Isles of Scilly

Note 30 Office of the Police and Crime Commissioner Costs

2020/21		2021/22
£'000	Office of the Police and Crime Commissioner	£'000
11	Independent members and advisors costs	21
100	Police and Crime Commissioner including reimbursements	100
1,355	Statutory and other OPCC staff	1,469
253	Other costs	382
1	Support for collection of Council Tax	4
(4)	Income	(24)
0	Transfer to/(from) Reserves	11
1,716	Outturn Total	1,963
516	Pension costs	760
5	Accumulated Absence	(15)
0	Reverse Transfer to/(from) Reserves	(11)
(7)	Revenue Contributions to Capital	0
(209)	Employer Contributions	(240)
0	Depreciation	2
2,021	CIES Total	2,459

Disclosed below are the Commissioner remuneration costs which are included within the above table.

2020/21		2021/22
£'000	Police and Crime Commissioner	£'000
87	Salary, Fees and Allowances	87
0	Benefits in Kind	0
87	Total excluding pension contributions	87
0	Employer's Pension	0
87	Total	87

Note 31 Operating Leases

The Police and Crime Commissioner leases some properties used to provide operational services. The total future minimum lease payments under non-cancellable leases in future years are:

31 March 2021		31 March 2022
£'000		£'000
1,160	Not later than one year	1,365
3,062	Later than one year and not later than five years	3,173
809	Later than five years	497
5,031		5,035

With the exception of dilapidation clauses, there are no significant terms attached to the Police and Crime Commissioner's property leases which lead to potential future assets or liabilities for the Police and Crime Commissioner over and above those disclosed above. The expenditure charged to the Comprehensive Income and Expenditure Statement (CIES) during the year in relation to these leases was:

31 March 2021		31 March 2022
£'000		£'000
1,138	Expenditure charged to the CIES during the year	1,237
1,138		1,237

Police and Crime Commissioner for Devon, Cornwall and the Isles of Scilly

Note 32 Defined Benefit Pension Schemes

As part of the terms and conditions of employment of its officers and staff, the Police and Crime Commissioner Group makes contributions towards the cost of post-employment benefits. Although these benefits will not actually be payable until employees retire, the Group has a commitment to make the payments (for those benefits) and to disclose them at the time that employees earn their future entitlement. During 2021/22, the Police and Crime Commissioner Group operated four pension schemes, three for police officers and one for police staff. All are defined benefits schemes, providing members with benefits based on their pensionable pay and length of service. The police officer pension's disclosures below apply to the Group Accounts only, this is because all of the police officers are under the control of the Chief Constable and for this reason there are no charges to the Police and Crime Commissioner single entity accounts other than the intra-group transfers. The disclosures on pensions use specialist terminology. Definitions are provided in the glossary.

Following successful claims by individuals against the transitional arrangements for many public sector schemes, the Public Service Pensions and Judicial Offices Act was passed in March 2022. This puts in place legislative changes to provide a remedy for members that were in active service on or prior to 31 March 2012 and on or after 1 April 2015. The valuation provided reflects this legislation.

The impact of an increase in scheme liabilities arising from the McCloud/Sargeant judgement will be measured through the pension valuation process, which determines employer and employee contribution rates. The next Police Pension valuation is due to be reported in 2023/24, although this timetable is subject to change. Funding arrangements are still under consideration by the Home Office. The Police Pension Fund Regulations 2007 require the Police and Crime Commissioner Group to maintain a pension fund into which officer and employer contributions are paid and out of which pension payments to retired officers are made. If the police pension fund does not have sufficient funds to meet the cost of pensions in year the amount required to meet the deficit is then paid by the Secretary of State to the Group in the form of a central government top-up grant

A similar adjustment has been made for the Local Government Pension Scheme.

32.1 Police Officer Schemes

32.1.1 Participation in Pension Schemes

From 1 April 2015 both the 1987 and 2006 Police Officers' pension schemes were replaced by a new scheme with a future accrual based on the career average retained earnings (CARE) model for new entrants. Both final salary police schemes closed from April 2015, however, there is protection for those who were members of the scheme prior to April 2012, who will be entitled to the benefits which would have accrued in their legacy scheme up to April 2022, at the point of their retirement. The new scheme is open to all newly recruited officers. The police officer pension schemes are unfunded defined benefit final salary schemes administered by the Chief Constable for Devon and Cornwall, meaning that there are no investment assets built up to meet the pensions liabilities, and cash has to be generated to meet actual pension payments as they eventually fall due. Pensions are financed from the Group's and employee's (police officers) contributions. Any deficit is met by the Home Office in the form of a top up grant. The Group's and the employee contributions are paid into a separate Police Officers' Pension Fund Account.

Police Pension Fund Regulations require Police and Crime Commissioners to transfer a sum not exceeding the amount that the Police Pensions Fund is in deficit at 31 March from the Police and Crime Commissioner's General Fund into the Police Pensions Fund. Subject to parliamentary scrutiny and approval, up to 100% of this cost is met by central government pension top-up-grant. If however the pension fund is in surplus for the year, the surplus is required to be transferred from the pension fund to the Police and Crime Commissioner, who then must repay the amount to central government. The Group makes payments under the Police Injury Benefits Regulations. These payments are accounted for in the same way as payments under the main police officer pension scheme. The independent actuary has estimated the costs and they are included within Police Officers scheme disclosure.

Police and Crime Commissioner for Devon, Cornwall and the Isles of Scilly

Note 32 Defined Benefit Pension Schemes Continued

32.1.2 Reconciliation of present Value of the Scheme of Liabilities (Defined Benefit Obligation)

2020/21 £'000		2021/22 £'000
(3,112,748)	Opening balance at 1 April	(3,958,901)
(55,779)	Current service cost	(105,906)
(72,174)	Interest cost	(78,241)
(16,182)	Contributions from scheme participants	(16,740)
	Remeasurement gains and (losses):	
70,557	• Actuarial gains/(losses) arising from changes in demographic assumptions	0
(712,686)	• Actuarial gains/(losses) arising from changes in financial assumptions	166,251
(159,534)	• Experience gains/(losses) on defined benefit obligation	(7,118)
98,154	Benefits paid	109,443
0	Past service costs, including curtailments	0
1,491	Injury pension payments	1,547
(3,958,901)	Closing balance at 31 March	(3,889,665)

32.1.3 Transactions relating to Retirement Benefits

The Group recognises the cost of retirement benefits for police officers in the reported cost of services when they are earned by police officers rather than when the benefits are eventually paid as pensions. However, the charge we are required to make against council tax is based on the cash payable in the year, so the real cost of post-employment /retirement benefits is reversed out of the General Fund via the Movement in Reserves Statement. The following transactions have been made for the police officer schemes in the Comprehensive Income and Expenditure Statement and the General Fund Balance via the Movement in Reserves Statement during the year.

Police and Crime Commissioner for Devon, Cornwall and the Isles of Scilly

Note 32 Defined Benefit Pension Schemes Continued

2020/21 £'000	Comprehensive Income and Expenditure Account	2021/22 £'000
	Cost of Services	
55,779	Current service cost	105,906
0	Past service cost	0
	Financing and Investment Income and Expenditure	
72,174	Net interest expense	78,241
127,953	Total Post-Employment Benefits charged to the Surplus or Deficit on the Provision of Services	184,147
	Other Post-Employment Benefits charged to the Comprehensive Income and Expenditure Statement	
	Remeasurement of the net defined benefit liability comprising:	
(70,557)	• Actuarial (gains)/losses arising on changes in demographic assumptions	0
712,686	• Actuarial (gains)/losses arising on changes in financial assumptions	(166,251)
159,534	• Experience (gains)/losses on defined benefit obligation	7,118
929,616	Total Post-Employment Benefits charged to the Comprehensive Income and Expenditure Statements	25,014
	Movement In Reserves Statement	
(127,953)	Reversal of net charges made to the Surplus or Deficit on the Provision of Services for post-employment benefits in accordance with the code	(184,147)
	Actual amounts charged against the General Fund Balance for pensions in the year:	
38,919	Employers' contributions payable to scheme	40,832
44,545	Home Office Top Up Grant	53,419

32.1.4 Impact on the Police and Crime Commissioner's Cashflow

The liabilities show the underlying commitments that arise from the fact that the Police and Crime Commissioner has to pay retirement benefits over a long-term period. The total liability of £3.889bn has a substantial impact on the net worth of the Group as recorded in the Balance Sheet. However, statutory arrangements for funding the deficit mean that the financial position of the Police and Crime Commissioner remains healthy, as:

- scheme deficits are met by the Home Office
- finance is only required to be raised to cover police pensions when the pensions are actually paid, not when they are earned

The total employer contributions expected to be made to the Police Pension Fund Account in the year to 31 March 2023 is £43.585m.

Police and Crime Commissioner for Devon, Cornwall and the Isles of Scilly

Note 32 Defined Benefit Pension Schemes Continued

32.1.5 Basis for Estimating Assets and Liabilities

Liabilities have been assessed on an actuarial basis using the projected unit credit method, an estimate of the pensions that will be payable in future years dependent on assumptions about mortality rates and salary levels.

The Police Officer Pension Scheme liabilities have been estimated for accounting purposes by Barnett Waddingham LLP, an independent firm of actuaries, estimates being based on the latest full valuation of the scheme as at 31 March 2020.

Employer contributions are set every four years as a result of the combined actuarial valuation of the Scheme required by the Home Office on behalf of the Home Secretary. The last combined actuarial valuation was completed at 31 March 2020 and set contributions for the period from 1 April 2023 to 31 March 2027. The next combined actuarial valuation will be carried out as at 31 March 2024.

The significant assumptions used by the actuary have been:

2020/21	Mortality Assumptions:	2021/22
	Longevity at 65 for current pensioners:	
21.1	Men	21.1
23.3	Women	23.4
	Longevity at 65 for future pensioners:	
22.3	Men	22.4
24.8	Women	24.9
	Financial Assumptions:	
2.80%	Rate of Inflation	3.20%
3.80%	Rate of increase in salaries	4.20%
2.80%	Rate of increase in pensions	3.20%
2.00%	Rate for discounting scheme liabilities	2.60%

The estimated weighted average duration of the Police Officer schemes is 19 years, and it is this duration that has been used to derive the assumptions. The estimation of the defined benefit obligations is sensitive to the actuarial assumptions set out in the table above. The sensitivity analysis below has been determined based on reasonable possible changes of the assumptions occurring at the end of the reporting period and assumes for each change that all the other assumptions remain constant. The assumptions in longevity, for example, assume that life expectancy increases or decreases for men and women. Changes in some of the assumptions may be interrelated. The estimations in the sensitivity analysis have followed the accounting policies for the scheme i.e. on an actuarial basis using the projected unit credit method. The methods and types of assumptions used in preparing the sensitivity analysis below did not change from those used in the previous period.

Impact on the Defined Benefit Obligation in the Scheme	Increase in Assumption £'000	Decrease in Assumption £'000
Mortality age rating assumption (increase or decrease in 1 year)	180,236	(171,883)
Rate of increase in salaries (increase or decrease by 0.1%)	8,752	(8,699)
Rate of increase in pensions (increase or decrease by 0.1%)	65,939	(64,553)
Rate for discounting scheme liabilities (increase or decrease by 0.1%)	(73,605)	75,207

Police and Crime Commissioner for Devon, Cornwall and the Isles of Scilly

Note 32 Defined Benefit Pension Schemes Continued

32.2 Police Staff Scheme

32.2.1 Participation in Pension Schemes

Police Staff are part of the Local Government Pension Scheme administered by Devon County Council. This is a funded defined benefit career average retained earnings scheme, meaning that the Police and Crime Commissioner Group and employees pay contributions into a fund, calculated at a level intended to balance the pension's liabilities over time with investment assets. In addition to the above scheme there are arrangements for the award of discretionary post-employment benefits upon early retirement – this is an unfunded defined benefit arrangement under which liabilities are recognised when awards are made. As these benefits are unfunded, cash has to be generated to meet actual pension payments as they fall due.

32.2.2 Transactions relating to Retirement Benefits

The Group recognises the cost of retirement benefits for police staff in the reported cost of services when they are earned by police staff, rather than when the benefits are eventually paid as pensions. However, the charge we are required to make against council tax is based on the cash payable in the year, so the real cost of post-employment /retirement benefits is reversed out of the General Fund via the Movement in Reserves Statement. The following transactions have been made for the police staff scheme in the Comprehensive Income and Expenditure Statement and the General Fund Balance via the Movement in Reserves Statement during the year.

2020/21		Comprehensive Income and Expenditure Account	2021/22	
PCC £'000	PCC Group £'000		PCC £'000	PCC Group £'000
		Cost of Services		
		Service cost comprising:		
497	27,679	• Current service cost	752	34,775
16	881	• Past service cost	10	465
0	0	• (Gain)/loss from settlements	(6)	(300)
4	223	• Administration Expenses	5	224
		Financing and Investment Income and Expenditure		
93	5,170	Net interest expense	134	6,210
610	33,953	Total Post-Employment Benefits charged to the Surplus or Deficit on the Provision of Services	895	41,374
		Other Post-Employment Benefits Charged to Comprehensive Income and Expenditure Statement		
		Remeasurement of the net defined benefit liability comprising:		
(1,257)	(70,073)	• Return on plan assets (excluding the amount included in the net interest expense)	(474)	(21,938)
(99)	(5,524)	• Actuarial (gains)/losses arising on changes in demographic assumptions	0	0
2,989	166,595	• Actuarial (gains)/losses arising on changes in financial assumptions	(824)	(38,107)
662	0	Apportionment Adjustment	1,174	0
0	0	Other actuarial (gains)/losses	128	5,918
(104)	(5,813)	Experience (gains)/losses on defined benefit obligation	34	1,581
2,801	119,138	Total Post Employment Benefit charged to the Comprehensive Income and Expenditure Statement	933	(11,172)

Police and Crime Commissioner for Devon, Cornwall and the Isles of Scilly

Note 32 Defined Benefit Pension Schemes Continued

2020/21		Movement in Reserves Statement	2021/22	
PCC £'000	PCC Group £'000		PCC £'000	PCC Group £'000
(610)	(33,953)	Reversal of net charges made to the Surplus or Deficit on the Provision of Services for post-employment benefits in accordance with the code	(895)	(41,374)
Funded Liabilities		Actual amount charged against the General Fund	Funded Liabilities	
PCC £'000	PCC Group £'000		PCC £'000	PCC Group £'000
207	11,524	Balance for pensions in the year: Employers' contributions payable to scheme	238	11,011
Unfunded Liabilities		Actual amount charged against the General Fund	Unfunded Liabilities	
PCC £'000	PCC Group £'000		PCC £'000	PCC Group £'000
3	148	Balance for pensions in the year: Retirement benefits payable to pensioners	3	142

32.2.3 Pension Assets and Liabilities recognised in the Balance Sheet

The amount included in the Balance Sheet arising from the Police and Crime Commissioner's Group and Police and Crime Commissioner's obligation in respect of its defined benefit plans is as follows:

31 March 2021			31 March 2022	
PCC £'000	PCC Group £'000		PCC £'000	PCC Group £'000
(12,309)	(686,009)	Present value of the defined benefit obligation	(14,950)	(690,874)
6,632	369,549	Fair value of plan assets	8,580	396,739
(5,677)	(316,460)	Net liability arising from defined benefit obligation	(6,370)	(294,135)

On 31 March 2022, a bulk transfer payment was made from the Devon County Council Pension Fund to the Dorset County Pension Fund in respect of the bulk transfers that occurred between Devon and Cornwall Police and Crime Commissioner (in the Devon Fund) and Police and Crime Commissioners for Dorset (in the Dorset Fund) between 1 December 2015 and 1 November 2019 (inclusive).

For bulk transfers that occurred on or before 31 March 2019, an allowance was made in the Employer's 31 March 2020 IAS19 report for the estimated impact of these bulk transfers on the Employer's assets. The estimate of the impact was based on limited information that was available at the time of producing the 2019/20 accounts. As the bulk transfer payment has now been made in respect of these transfers, an allowance for the actual payment made on 31 March 2022 based on the actual approach agreed by the Fund actuaries has been taken into account. This has led to an experience loss, as shown below. A liability experience item has not been allowed for as the adjustment made in the Employer's 2020 report was based on the 31 March 2019 valuation data and therefore reflected the pre-31 March 2019 bulk transfers

In addition, the bulk transfer payment made on 31 March 2022 included allowance for the bulk transfers which occurred on 1 April 2019 and 1 November 2019. As these were not included in any previous accounting estimates, the impact of these bulk transfers are shown as settlements. The value of the assets shown reflect the amount that was paid on 31 March 2022 in respect of each transfer.

Police and Crime Commissioner for Devon, Cornwall and the Isles of Scilly

Note 32 Defined Benefit Pension Schemes Continued

32.2.4 Reconciliation of present Value of the Scheme of Liabilities (Defined Benefit Obligation)

31 March 2021			31 March 2022		
PCC £'000	PCC Group £'000		PCC £'000	PCC Group £'000	
(7,374)	(499,381)	Opening balance at 1 April	(12,309)	(686,009)	
(497)	(27,679)	Current service cost	(752)	(34,775)	
(183)	(10,173)	Interest cost	(286)	(13,205)	
(69)	(3,840)	Contributions from scheme participants	(91)	(4,194)	
		Remeasurement gains/(losses):			
99	5,524	• Actuarial gains/(losses) arising from changes in demographic assumptions	0	0	
(2,989)	(166,595)	• Actuarial gains/(losses) arising from changes in financial assumptions	824	38,107	
104	5,813	• Experience gains/(losses) on defined benefit obligation	(34)	(1,581)	
0	0	Liabilities assumed/(extinguished) on settlements	(9)	(398)	
(1,585)	0	Apportionment Adjustment	(2,536)	0	
(16)	(881)	Past service cost including gains/(losses) on curtailments	(10)	(465)	
201	11,203	Benefits paid	252	11,646	
(12,309)	(686,009)	Closing balance at 31 March	(14,950)	(690,874)	

32.2.5 Reconciliation of the Movements in the Fair Value of Scheme (Plan) Assets

The Police and Crime Commissioner's Group contribution to the Local Government Pension Scheme for the accounting period to 31 March 2023 is estimated to be £11.400m of which £0.247m is for the Police and Crime Commissioner. This estimation excludes the capitalised cost of any early retirements or augmentations which may occur after 31 March 2022. These projections are based on the assumptions as at 31 March 2022.

31 March 2021			31 March 2022		
PCC £'000	PCC Group £'000		PCC £'000	PCC Group £'000	
4,289	290,387	Opening fair value of scheme assets	6,632	369,549	
90	5,003	Interest income	151	6,995	
		Remeasurement gains/(losses):			
1,257	70,073	• The return on plan assets, excluding the amount included in the net interest expense	474	21,938	
923	0	Apportionment Adjustment	1,361	0	
(4)	(223)	Administration expenses	(5)	(224)	
209	11,672	Contributions from employer	241	11,153	
69	3,840	Contributions from employees into the scheme	91	4,193	
(201)	(11,203)	Benefits paid	(252)	(11,645)	
0	0	Settlement prices received/(paid)	15	698	
0	0	Other actuarial gains/(losses)	(128)	(5,918)	
6,632	369,549	Closing fair value of scheme assets	8,580	396,739	

Police and Crime Commissioner for Devon, Cornwall and the Isles of Scilly

Note 32 Defined Benefit Pension Schemes Continued

32.2.6 Local Government Pension Scheme assets comprised

31 March 2021			31 March 2022	
PCC £'000	PCC Group £'000	Fair Value of Scheme assets	PCC £'000	PCC Group £'000
		Cash and cash equivalents		
736	40,928	UK Equities	765	35,361
3,425	190,846	Overseas Equities	4,315	199,524
226	12,570	Gilts	1,141	52,766
297	16,569	Other Bonds	176	8,117
532	29,681	Property	809	37,380
269	14,974	Infrastructure	484	22,401
624	34,790	Target Return Portfolio	793	36,672
68	3,811	Cash	101	4,686
455	25,380	Alternative Assets	(4)	(168)
6,632	369,549	Total	8,580	396,739

32.2.7 Basis for Estimating Assets and Liabilities

Liabilities have been assessed on an actuarial basis using the projected unit credit method, an estimate of the pensions that will be payable in future years dependent on assumptions about mortality rates, salary levels, etc.

The liabilities have been estimated by Barnett Waddingham LLP, an independent firm of actuaries, estimates being based on the latest full triennial valuation of the scheme as at 31 March 2019.

The significant assumptions used by the actuary have been:

2020/21		2021/22
	Long-term expected rate of return on assets in the scheme:	
2.00%	Equity investments	2.60%
2.00%	Bonds	2.60%
2.00%	Other	2.60%
	Mortality assumptions:	
	Longevity at 65 for current pensioners:	
22.6	Men	22.7
23.9	Women	24.0
	Longevity at 65 for future pensioners:	
24.0	Men	24.0
25.4	Women	25.4
	Financial Assumptions:	
2.80%	Rate of inflation	3.20%
3.80%	Rate of increase in salaries	4.20%
2.80%	Rate of increase in pensions	3.20%
2.00%	Rate for discounting scheme liabilities	2.60%

The past service liability duration has been estimated at 24 years. This duration has been calculated based on the membership data provided for the most recent full valuation of the liabilities at 31 March 2019. The estimation of the defined benefit obligations is sensitive to the actuarial assumptions set out in the table above. The sensitivity analysis below has been determined based on reasonable possible changes of the assumptions occurring at the end of the reporting period and assumes for each change that all the other assumptions remain constant. The assumptions in longevity, for example, assume that life expectancy increases or decreases for men and women. In practice, this is unlikely to occur, and changes in some of the assumptions may be interrelated. The estimations in the sensitivity analysis have followed the accounting policies for the scheme i.e. on an actuarial basis using the projected unit credit method. The methods and types of assumptions used in preparing the sensitivity analysis below did not change from those used in the previous period.

Police and Crime Commissioner for Devon, Cornwall and the Isles of Scilly

Note 32 Defined Benefit Pension Schemes Continued

32.2.8 Impact on the Defined Benefit Obligation in the Scheme

	Increase in Assumption £'000	Decrease in Assumption £'000
PCC		
Mortality age rating assumption (increase or decrease in 1 year)	634	(607)
Rate of increase in salaries (increase or decrease by 0.1%)	39	(38)
Rate of increase in pensions (increase or decrease by 0.1%)	307	(299)
Rate for discounting scheme liabilities (increase or decrease by 0.1%)	(339)	348
PCC Group		
Mortality age rating assumption (increase or decrease in 1 year)	29,301	(28,070)
Rate of increase in salaries (increase or decrease by 0.1%)	1,791	(1,775)
Rate of increase in pensions (increase or decrease by 0.1%)	14,176	(13,848)
Rate for discounting scheme liabilities (increase or decrease by 0.1%)	(15,698)	16,078

32.2.9 Other Assumptions

It is assumed that:

- Members will exchange pension to get 50% of the maximum available cash on retirement. For every £1 of pension that members commute, they will receive a cash payment of £12 as set out in the Regulations;
- Members will retire at one retirement age for all tranches of benefit, which will be the pension weighted average tranche retirement age; and
- The proportion of the membership that had taken up the 50:50 contribution option at the previous valuation date will remain the same.

32.2.10 Impact on the Police and Crime Commissioner's Cash Flows

The objectives of the scheme, as administered by Devon County Council, are to keep employer's contributions at as constant a rate as possible. A strategy has been agreed with the scheme's actuary to achieve a funding level of 100% over the next 24 years. Contributions are set every three years as a result of the actuarial valuation of the Fund required by the Regulations. The next actuarial valuation will be carried out as at 31 March 2022 and will set contributions for the period from 1 April 2023 to 31 March 2026.

Devon County Council publishes details of the Fund's performance. More detail can be found on their website <https://www.devonpensionfund.org.uk/>

Police and Crime Commissioner for Devon, Cornwall and the Isles of Scilly

Note 33 Long Term Borrowing

The maturity analysis of long term borrowing is as follows:

31 March 2021		Contractual Maturity	31 March 2022	
PCC £'000	PCC Group £'000		PCC £'000	PCC Group £'000
0	0	Less than one year	0	0
0	0	More than one year less than five years	(2,000)	(2,000)
(8,827)	(8,827)	Between five and ten years	(8,827)	(8,827)
(21,450)	(21,450)	More than ten years	(19,450)	(19,450)
(30,277)	(30,277)	Total Long Term Borrowing	(30,277)	(30,277)

Note 34 Investment Property

Investment properties are those that are used solely to earn rentals and/or capital appreciation. They are measured initially at cost and subsequently at fair value, being the price that would be received to sell such an asset in an orderly transaction between market participants at the measurement date. Properties are not depreciated but are revalued annually according to market conditions at the year end. In 2021/22 there were three investment properties.

2020/21 £'000		2021/22 £'000
385	Balance at 31 March 2021	385
0	Revaluation recognised in the Revaluation Reserve	56
0	Revaluation recognised in the (Surplus)/Deficit on the Provision of Services	17
0	Transfers to/from property, plant and equipment	116
385	Balance at 31 March 2022	574

The following rental income has been accounted for in the financing and investment income and expenditure line in the Comprehensive Income and Expenditure Statement.

2020/21 £'000		2021/22 £'000
(35)	Rental Income from Investment Property	(40)
3	Direct operating expenses arising from investment property	11
(32)	Net (gain)/loss at year end	(29)

The investment properties are revalued by qualified external valuers, Vickery Holman (MRICS). A full valuation is undertaken every three years with a desktop exercise in between. Valuations are carried out in accordance with the methodologies and bases for estimation set out in the updated professional standards of the Royal Institution of Chartered Surveyors. A desktop exercise was undertaken in 2021/22 with valuations and remaining useful lives provided as at 1 February 2022. A further assessment was undertaken to ascertain if the valuations had changed between the valuation date and 31 March 2022. There was no change to the valuations.



PCC
Office of the Police
and Crime Commissioner
Devon and Cornwall

Pension Fund Accounting Statements

Police and Crime Commissioner for Devon, Cornwall and the Isles of Scilly

Police Officers' Pension Fund Statement (PFS)

The Chief Constable is responsible for administering the Police Pension Fund in accordance with the Police Reform and Social Responsibility Act 2011. During the year all payments and receipts are made to and from the Police and Crime Commissioner Group Police Fund. The statement shows income and expenditure for the Police Pension Scheme, this expenditure is not consolidated into the Police and Crime Commissioner Group Accounts.

31 March 2021 £'000		31 March 2022 £'000
	Contributions Receivable	
(37,158)	Employers (normal)	(38,771)
(16,182)	Employees (normal)	(16,740)
(271)	Ill Health capital charge	(514)
	Transfers In	
(785)	Individual transfers from other schemes	(843)
	Benefits payable	
83,217	Pensions	85,436
15,724	Commutations & lump sum retirement benefits	24,851
	Payment to and on account of leavers	
0	Individual transfers to other schemes	0
44,545	Net amount paid during the year	53,419
(44,545)	Transfer from Police Fund *	(53,419)
0	Net amount payable / receivable for the year	0
* Additional contribution funded from the Police Fund is met by a top up grant from the Home Office		
37,817	Received in year	40,432
6,728	Debtor	12,987
44,545		53,419

The Police Officer Pension Fund is unfunded and has no investment assets.

The Police Officer Pension Fund which is administered by the Chief Constable has been set up for the specific purpose of administering the collection of contributions, the payment of pensions and the refund to central government for the balance outstanding for each year. The fund does not hold any investment assets nor does it reflect the liabilities of both Schemes to pay present and future pensioners.

The main benefits payable are police officer pensions, lump sums that represent the commutation of pensions and other lump sum payments. The Employer paid a contribution equal to 31.0% of police officer pay for 2021/22. As this contribution was insufficient to meet the net costs of benefits after employees' contributions, the account was balanced to nil at the year-end by the Home Office top up grant.

The above accounting statement complies with the accounting policies where applicable.

Further information can be found in the Defined Benefits Pension Schemes Note.

This Financial Statement does not take account of liabilities to pay pensions and other benefits after the 31 March 2022.



PCC
Office of the Police
and Crime Commissioner
Devon and Cornwall

Glossary

Police and Crime Commissioner for Devon, Cornwall and the Isles of Scilly

Glossary

Accounting Period	The period of time covered by the accounts, usually a full year, which for the Office of the Police and Crime Commissioner runs from 1 April to 31 March.
Accrual	Amounts included in the final accounts to cover income and expenditure relating to the accounting period but neither paid nor received by 31 March. (For example, goods delivered in March but not invoiced by suppliers until April.)
Actuarial Gains and Losses	Changes in the net pension's liability that arise because events have not coincided with assumptions made at the last actuarial valuation or because the actuaries have updated their assumptions.
Actuarial Valuation	An independent report on the financial status of a Pension Fund, which shows the estimated cost today of providing benefits in the future.
Agency Services	Services provided by one body (the agent) on behalf of, and generally with payment from, the responsible body.
Amortised Cost	This method applies to both financial assets and liabilities. It is a method of determining the Balance Sheet carrying amount and periodic charges or credits to the Income and Expenditure Account of a financial instrument from the expected cash flows. This approach sees through the contractual terms (for example discounts and premiums) to measure the real cost that a Police and Crime Commissioner bears each year from entering into a financial liability. The Office of the Police and Crime Commissioner does not currently have any complex financial instruments where the contractual terms vary significantly from the real cost. For this reason the amortised cost of financial instruments is close to contractual cost.
Appropriation	Charges to the revenue account that build up funds and reserves in the Balance Sheet.
Asset	Physical assets such as equipment and financial assets such as cash and amounts owed by debtors.
Bid Price	A valuation of financial assets based on the highest price a buyer is willing to offer.
Budget	The Police and Crime Commissioner's plan for providing resources to meet its service obligations. The Office of the Police and Crime Commissioner sets an annual budget within a four year financial strategy.
Capital Expenditure	The cost of buying or building significant assets (e.g. land and buildings) which have a long-term value to the Office of the Police and Crime Commissioner. (<i>Also referred to as capital spending or capital payments</i>).
Capital Grants	Grants received by the Office of the Police and Crime Commissioner that can only be used to pay for capital projects.
Capital Receipts	Income from the sale of capital assets (land, buildings, etc.). In the public sector, there are generally strict rules on what the receipts can be spent on.
Carrying Amount	This is the amount of a financial asset or liability that should be recorded in the Balance Sheet for a given date based upon the correct measurement approach for the financial asset or liability.
Cash Flow Statement	This statement summarises the inflows and outflows of cash.
CIPFA	The Chartered Institute of Public Finance and Accountancy, the professional body that sets accounting standards for the public sector.
Collection Fund	District and unitary councils pay all receipts from local taxpayers into a "collection fund". They then pay county, police, fire, district, unitary and parish council precepts from the fund.
CIES	Comprehensive Income and Expenditure Statement.
Contingency	A reserve set aside to meet unexpected costs. For example, the Force always has major operations every year, but can never tell how many will happen or how much each will cost.
Contingent Liability	A possible cost of past events where the amount to be paid is not certain, or when the payment may not actually be made. (For example, where a court case is still undecided.)

Police and Crime Commissioner for Devon, Cornwall and the Isles of Scilly

Glossary Continued

Council Tax	A tax based on the value of property, which is administered by District and Unitary authorities.
Creditors	Amounts owed by the Police and Crime Commissioner for work done, goods received or services received, but for which payment has not been made by the end of the accounting period.
Current Assets and Liabilities	Current assets are items that can be readily converted into cash. Current liabilities are items that are due immediately or in the short-term.
Current Service Cost	The increase in the benefits earned by employees in the current period based on their pay and length of service. This is charged to the net cost of services.
Curtailments	Curtailments arise as a result of the early payment of accrued pensions on retirement on the grounds of efficiency or redundancy or where the Employer has allowed employees to retire on unreduced benefits before they would otherwise have been able to do so.
Debtors	Amounts due to the Police and Crime Commissioner but unpaid by the end of the accounting period.
Deferred Charges	Costs built up when preparing for a capital project that does not eventually create or buy a fixed asset. Deferred charges are written out of the accounts in the year they are incurred.
Defined Benefit Scheme	A pension scheme which defines the benefits independently of the contributions payable, and the benefits are not directly related to the investments of the scheme.
Depreciation	The accounting principle that spreads the cost of a fixed asset over its useful working life.
Discretionary Benefits	Retirement benefits which the employer has no legal, contractual or constructive obligation to award and which are awarded under the Police and Crime Commissioner's discretionary powers.
Earmarked Reserves	These reserves represent monies set aside to be used for a specific purpose.
Exit Costs	These are costs of packages for which the Police and Crime Commissioner is demonstrably committed to. The cost of the package includes the termination benefits, all relevant redundancy costs including compulsory and voluntary redundancy costs, pension contributions in respect of added years, ex gratia payments and other departure costs.
Expected Return on Assets	The average rate of return expected over the remaining life of the pension scheme from the actual investments held by the scheme. Fees charged by investment managers are taken out. The net income is credited to net operating expenditure.
Experience Gains and Losses (IAS 19 Pensions disclosure)	This shows the impact of actual experience differing from the accounting assumptions, such as pension increases differing from those assumed and unexpected membership movements.
Fair Value	This is defined as the amount for which an asset could be exchanged or a liability settled, assuming that the transaction was negotiated between parties knowledgeable about the market in which they are dealing and willing to buy/sell at an appropriate price, with no other motive in their negotiations other than to secure a fair price. In most cases, this amount will be the transaction price, e.g. the amount of a loan made.
Fixed Assets	Something of practical use that can be measured in cash terms, e.g. land and buildings, or computer and radio equipment.
FTE	Full Time Equivalent.
FVOCI	Classification of a financial asset. FVOCI stands for Fair Value through other Comprehensive Income.
FVPL	Classification of a financial asset. FVPL stands for Fair Value through profit or loss.

Police and Crime Commissioner for Devon, Cornwall and the Isles of Scilly

Glossary Continued

International Financial Reporting Standards (IFRS)	Accounting standards issued by the International Accounting Standards Board and from which the CIPFA code of Practice on Local Authority Accounting is derived.
Home Office Grant	A central government grant paid by the Home Office to Police and Crime Commissioner's in support of their day to day expenditure.
Impairment	A loss in the value of a fixed asset, caused by physical damage (such as a major fire) or a significant reduction in market value.
Intangible Asset	An identifiable asset that has no physical substance can be measured reliably and is used for a period of more than one year.
Interest Cost	The expected increase during the period in the present value of the scheme liabilities because members of the scheme are one year closer to retirement. This is charged to net operating expenditure.
LAAP	Local Authority Accounting Panel sets accounting rules for the public sector.
Medium Term Financial Strategy (MTFS)	Often referred to as MTFS, it is the financial plan and management of funding, spending and savings over a four year period.
Mid-Price	A valuation of financial assets based on the mid-point between bid and offered prices.
Minimum Revenue Provision	The minimum amount of the Police and Crime Commissioner's outstanding financing commitments that must be charged to the General Fund each year.
Non-Distributed Costs (NDC)	For the Police and Crime Commissioner these are principally past service costs relating to pensions benefits earned in prior periods.
Non-Operational Assets	Fixed assets that are not used to deliver direct services. For example, police houses, or assets that are still being built or are no longer used and about to be sold.
NPAS	National Police Air Service.
OPCC	Officer of the Police and Crime Commissioner.
Past Service Cost	The increase in the benefits earned by employees from their service in previous years arising because of improved retirement benefits. These costs are paid directly by the employer and are charged to the net cost of services.
PEQF	Police Education Qualifications Framework
Pension Commutation	Commutation is where part of the entitlement to a pension for life is exchanged for a lump sum payable on retirement. This requires a calculation of the current value of the entitlement given up. The calculation is done using actuarial advice. The advice is set out in tables containing 'factors'. The level of the factors depends on age and life expectancy.
Pension Scheme (Defined Benefit)	A pension scheme that pays benefits to members based on the rules of the scheme and not on the value of the pension fund. Benefits are usually based on pay and length of service.
Pension Scheme (Funded)	Each year both employers and members pay standard contributions that are invested in a separate pension fund. Benefits to contributors and their dependants are paid out of investments held in the fund.
Pension Scheme (unfunded)	Members pay a standard contribution each year. The employer then pays the cash difference between members' annual contributions and the annual cost of benefits to contributors and their dependants.
PCC	Police and Crime Commissioner.
PCSO	Police Community Support Officer.
PFS	Police Officers' Pension Fund Statement.
Precept	A levy collected by District and Unitary Councils from council taxpayers on behalf of the Police and Crime Commissioner.
Present value (or Net Present Value)	The amount of money that must be put aside today to pay for a cost in the future, allowing for inflation and interest rates.

Police and Crime Commissioner for Devon, Cornwall and the Isles of Scilly

Glossary Continued

Principal	The amount of a loan that was actually borrowed, before interest is added.
Provisions	Amounts set aside to meet costs that are likely to be incurred, but where the actual amount and timing are uncertain.
Related Parties	Individuals or other bodies who have significant control and influence over the financial and operating policies of an entity.
Reserves	Amounts set aside to meet the cost of specific future expenditure. The Police and Crime Commissioner plans its reserves as part of a four year strategy.
Revaluation Reserve	The Reserve records the accumulated gains on the fixed assets held by the Police and Crime Commissioner arising from increases in value. It is debited with the part of the depreciation charge for the asset relating to the revaluation. Any balance on this account is written back to the Capital Adjustment Account upon disposal of the asset.
Revenue Support Grant (RSG)	A general central government grant paid to the Police and Crime Commissioner, as well as the Home Office Grant, to support its day to day expenditure.
Running Costs	Costs from the use of premises, transport and equipment, and other general expenditure needed to provide a service.
Specific Grants	Grants (usually from the Home Office) that can only be spent on named services and projects.
Statement of Standard Accounting Practice	Guidance issued by the Financial Reporting Council (FRC) on how to use and apply accounting standards.
Termination Benefits	These are payable as a result of either an employer's decision to terminate an employee's employment before the normal retirement date; or an employee's decision to accept voluntary redundancy in exchange for those benefits excluding any voluntary early retirements.
Third Party Payments	Payments made to outside contractors and other bodies who provide specialist or support services to the Police and Crime Commissioner.
VZSW	Vision Zero South West